

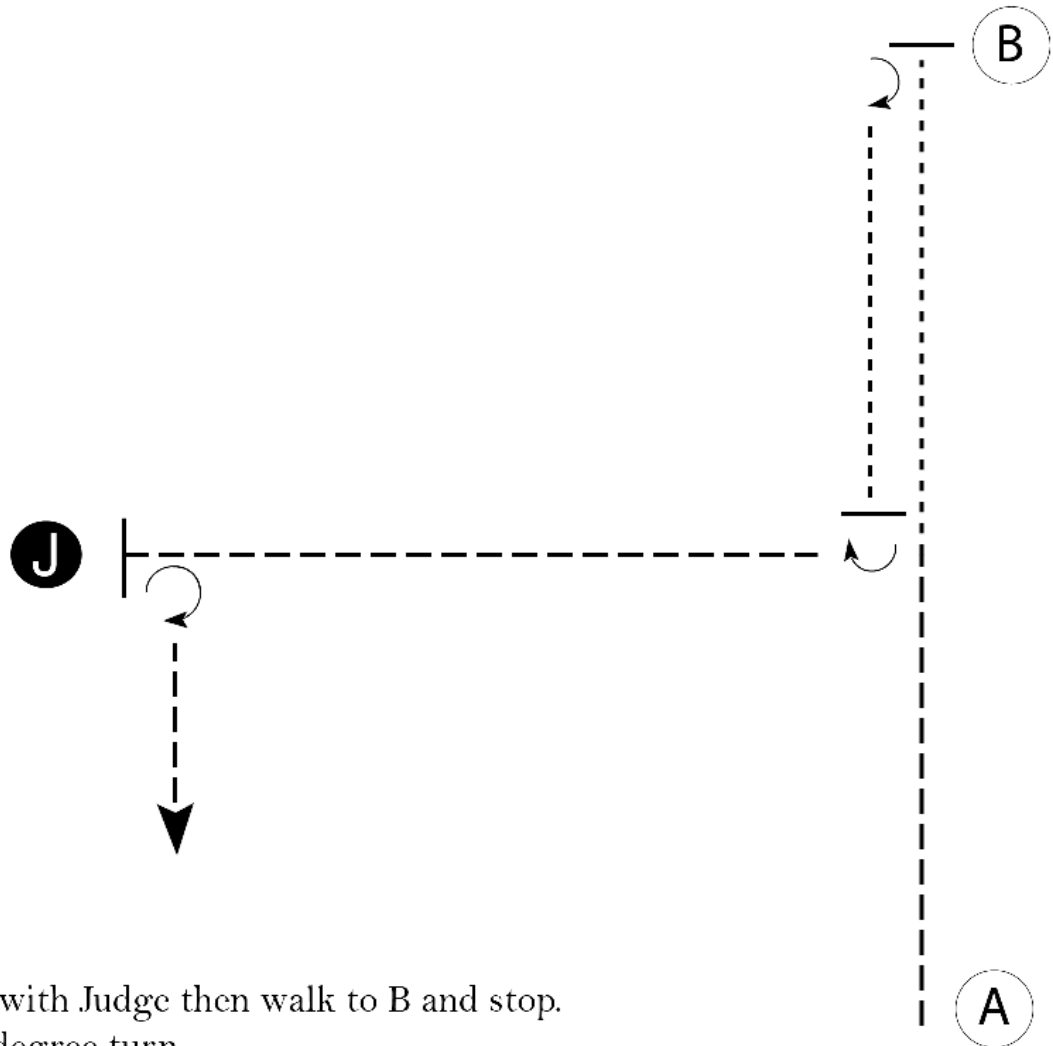
# 2021 Region 6 Super Six

## Showmanship (Level 1)

Show Date: 07-13-2021

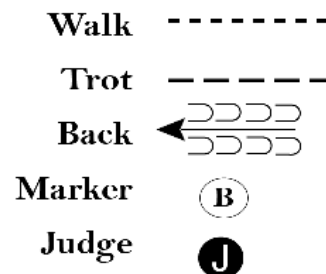
w w w . H o r s e S h o w P a t t e r n s . c o m

w w w . H o r s e S h o w P a t t e r n s . c o m



Be ready at A.

1. Trot until even with Judge then walk to B and stop.
2. Perform a 180 degree turn.
3. Walk until your horse's hip is even with Judge.
4. Perform a 1/4 turn.
5. Trot to Judge.
6. Set up.
7. Inspection. When dismissed, perform a 270 degree turn and trot to exit.



[S/1-120]

Pattern Provided by:

*The Judges*

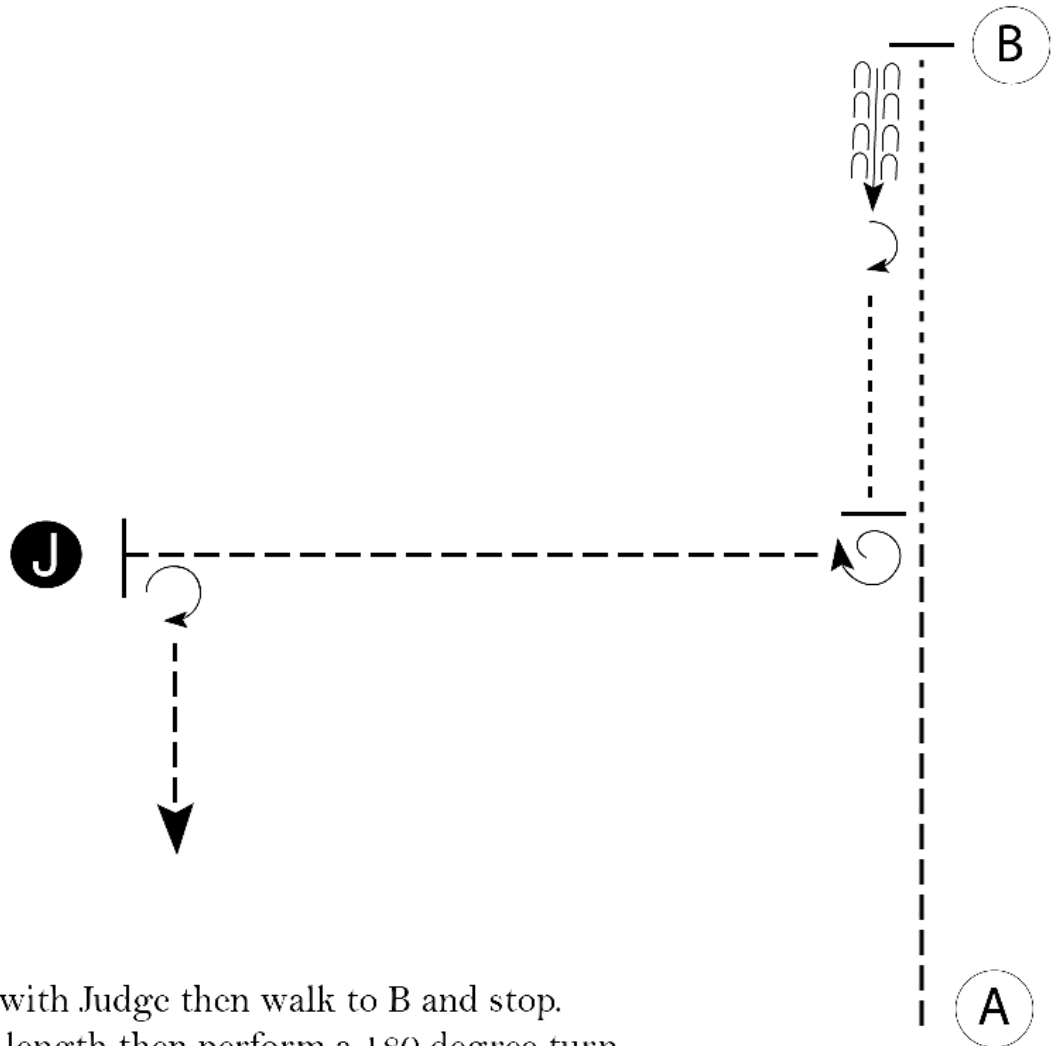
# 2021 Region 6 Super Six

Showmanship (Amateur, Select, 14-18, 13&U)

Show Date: 07-13-2021

w w w . H o r s e S h o w P a t t e r n s . c o m

w w w . H o r s e S h o w P a t t e r n s . c o m



Be ready at A.

1. Trot until even with Judge then walk to B and stop.
2. Back one horse length then perform a 180 degree turn.
3. Walk until your horse's hip is even with Judge.
4. Perform a 1 1/4 turn.
5. Trot to Judge.
6. Set up.
7. Inspection. When dismissed, perform a 270 degree turn and trot to exit.

- Walk -----
- Trot - - - - -
- Back ← ≡≡≡
- Marker ○ B
- Judge ● J

[S/3-120]

Pattern Provided by:

*The Judges*

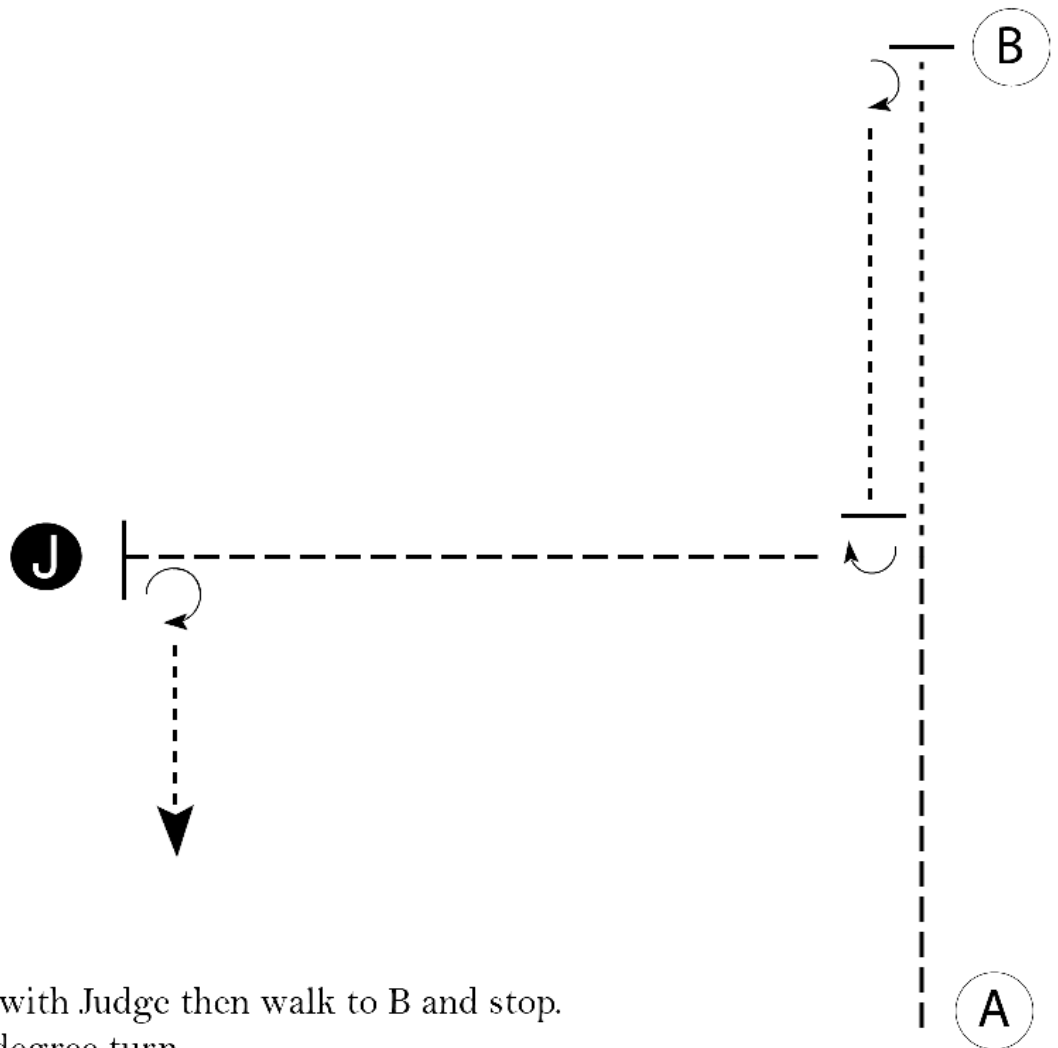
# 2021 Region 6 Super Six

## Showmanship (EWD/Small Fry)

Show Date: 07-13-2021

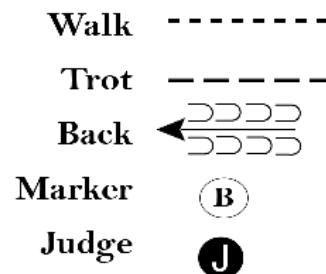
w w w . H o r s e S h o w P a t t e r n s . c o m

w w w . H o r s e S h o w P a t t e r n s . c o m



Be ready at A.

1. Trot until even with Judge then walk to B and stop.
2. Perform a 180 degree turn.
3. Walk until your horse's hip is even with Judge.
4. Perform a 1/4 turn.
5. Trot to Judge.
6. Set up.
7. Inspection. When dismissed, perform a 270 degree turn and walk to exit.



[S/WT-120]

Pattern Provided by:

*The Judges*

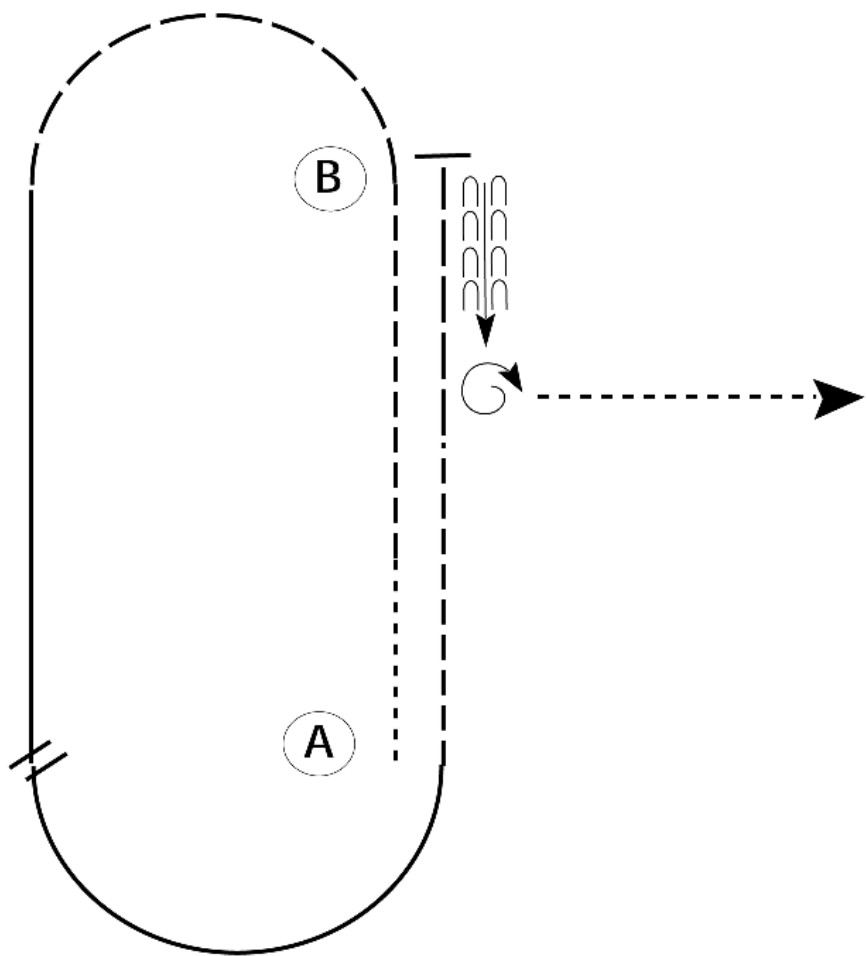
# 2021 Region 6 Super Six

Horsemanship (YTH 13&U, 14-18, Amateur, Select)

Show Date: 07-13-2021

www.HorseShowPatterns.com

www.HorseShowPatterns.com



Be ready at A.

1. Walk approximately 2 horse lengths from A.
2. Jog to B.
3. Extend the jog in a half circle.
4. Lope on the right lead until even with A.
5. Perform a simple lead change.
6. Lope on the left lead until even with A.
7. Jog halfway to B..
8. Extend the jog to B.
9. Stop at B and back approximately one horse length.
10. Perform a 1 1/4 turn to the right and walk straight away.

Walk	-----
Jog	- - - - -
Extended Jog	— — — —
Lope	—————
Lead Change	———/———
Back	←—————
Marker	⊙ B

Follow the instructions of your ring steward.

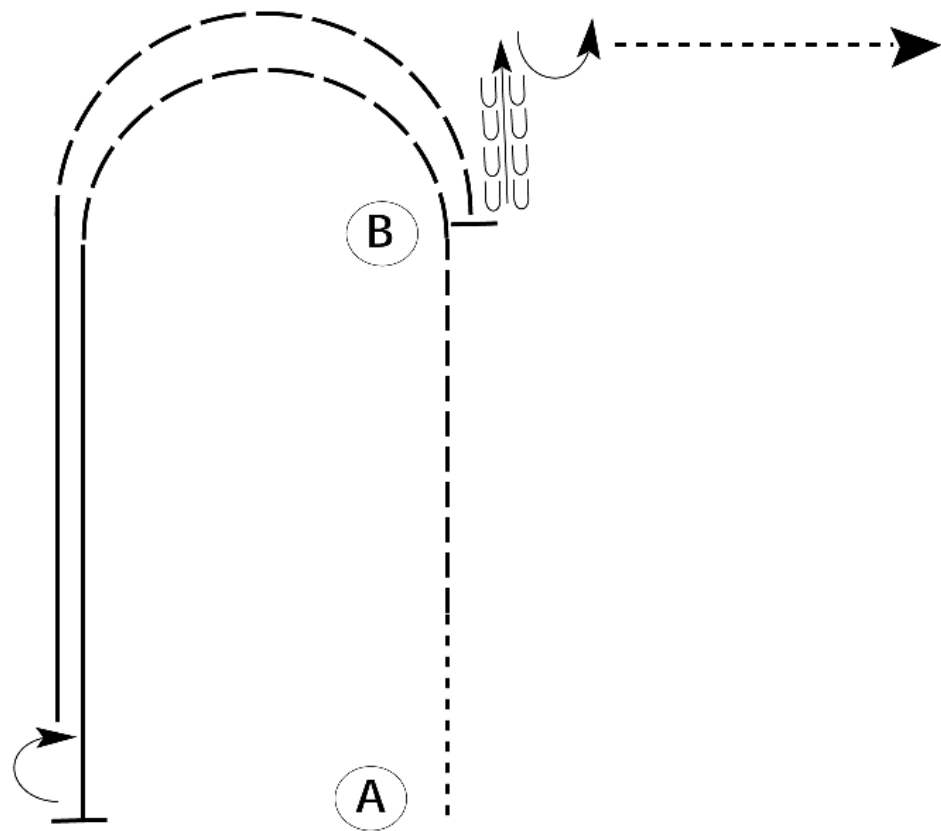
[WH/3-84]

Pattern Provided by:  
*The Judges*

# 2021 Region 6 Super Six

## Horsemanship (Level 1)

Show Date: 07-13-2021



Be ready at A.

1. Walk approximately 2 horse lengths from A.
2. Jog to B.
3. Extend the jog in a half circle.
4. Lope on the left lead until even with A.
5. Stop and perform a 180 degree turn to the right.
6. Lope on the right lead until even with B.
7. Extend the jog to B.
8. Stop at B and back approximately one horse length.
9. Perform a 90 degree turn to the left and walk straight away.

Follow the instructions of your ring steward.

Walk	.....
Jog	-----
Extended Jog	-----
Lope	—————
Lead Change	///
Back	←———
Marker	ⓑ

[WH/2-84]

Pattern Provided by:

*The Judges*

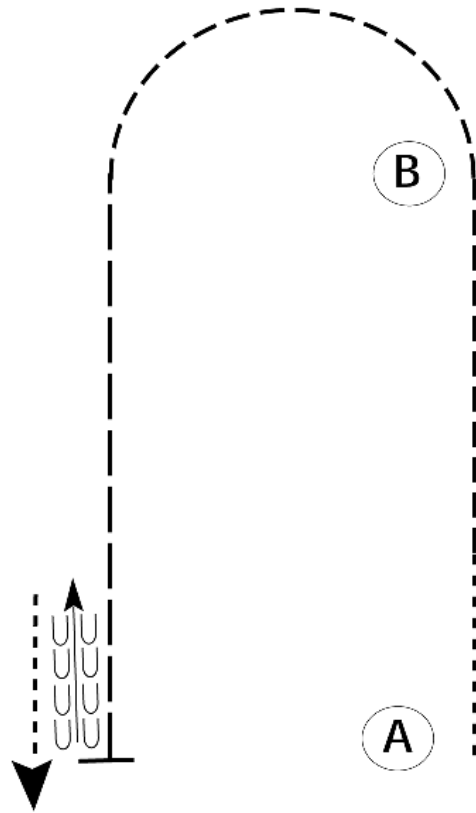
# 2021 Region 6 Super Six

## Horsemanship (EWD, Small Fry, Level 1 WT)

Show Date: 07-13-2021

w w w . H o r s e S h o w P a t t e r n s . c o m

w w w . H o r s e S h o w P a t t e r n s . c o m



Be ready at A.

1. Walk approximately 2 horse lengths from A.
2. Jog to B.
3. Jog in a half circle until even with B.
4. Extend the jog until even with A.
5. Stop when even with A and back approximately one horse length.
6. Walk straight away.

Follow the instructions of your ring steward.

Walk	-----
Jog	-----
Extended Jog	-----
Lope	-----
Lead Change	-----
Back	←-----
Marker	⊙ B

[WH/WT-84]

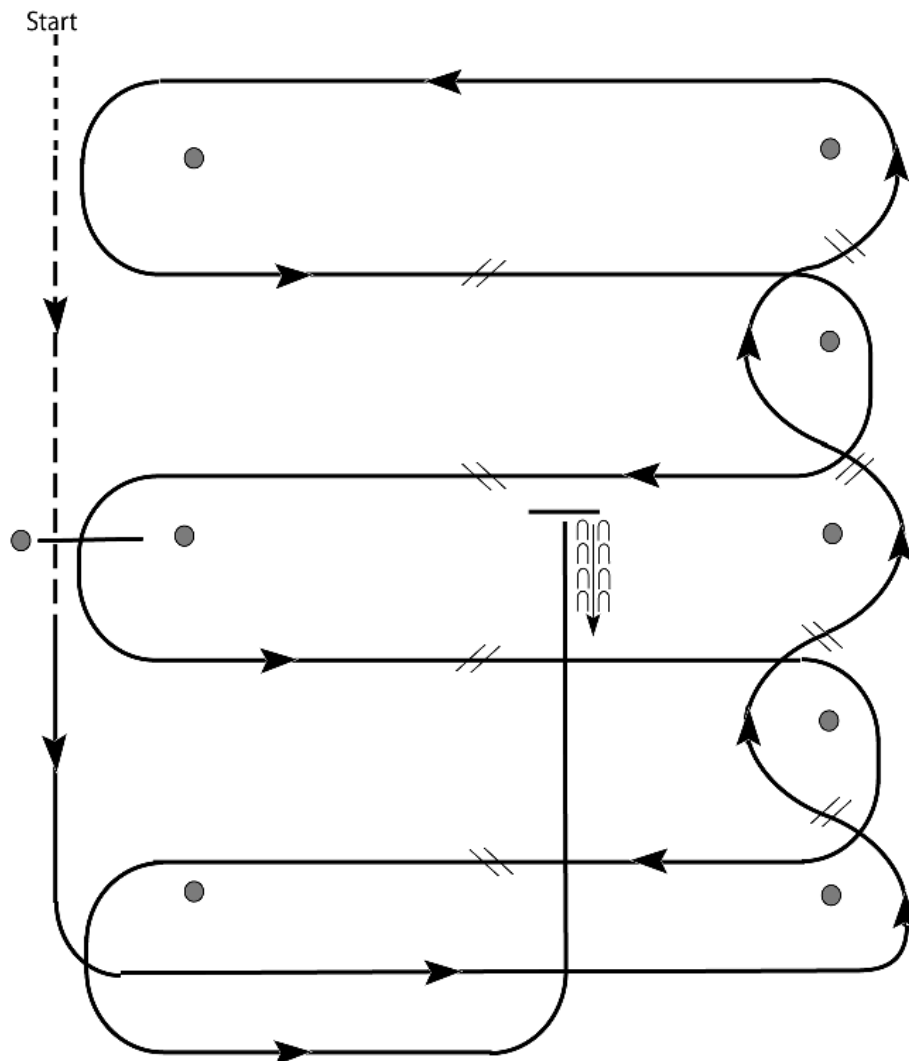
Pattern Provided by:

*The Judges*

# 2021 Region 6 Super Six

Western Riding (Open, Amateur, Youth)

Show Date: 07-13-2021



1. Walk and jog over log.
2. Transition to lope and lope around end.
3. First line change.
4. Second line change.
5. Third line change.
6. Fourth line change and lope around the end of the arena.
7. First crossing change.
8. Second crossing change.
9. Lope over log.
10. Third crossing change.
11. Fourth crossing change.
12. Lope up the center, stop and back.

[WR/OP-1]

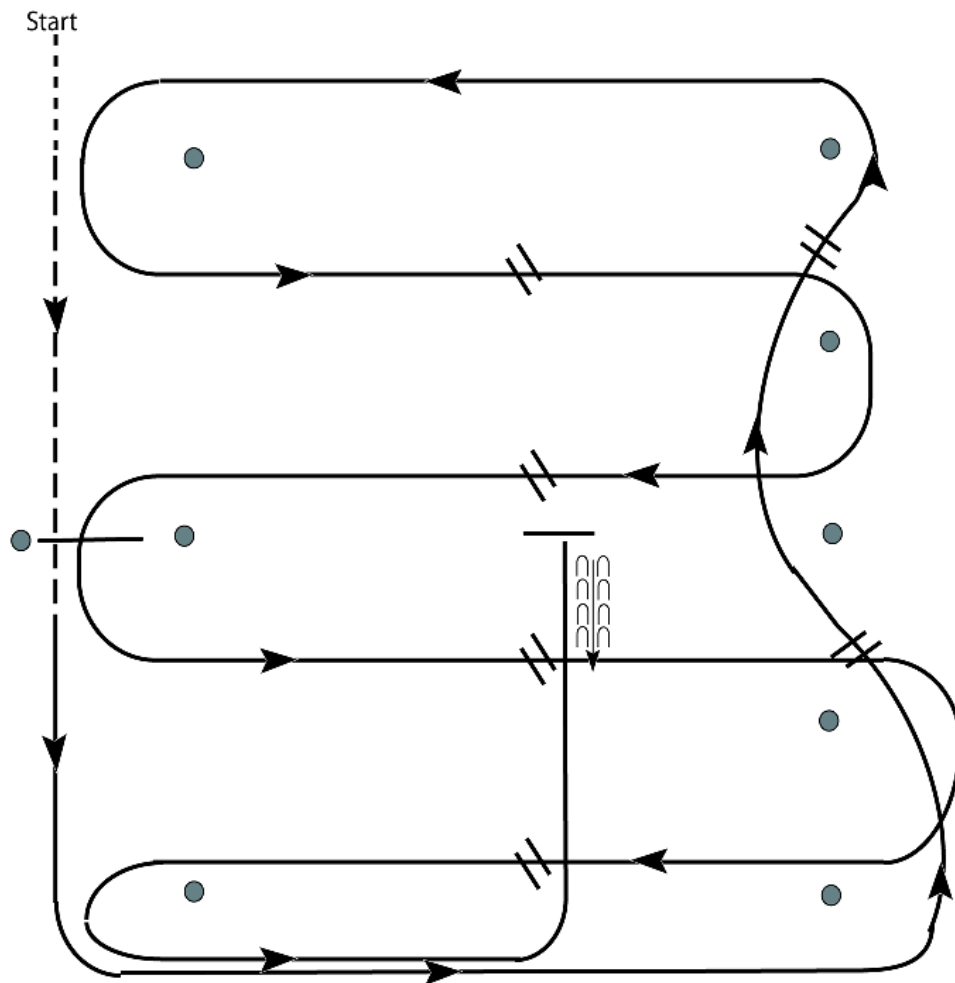
Pattern Provided by:

*The Judges*

# 2021 Region 6 Super Six

## Western Riding (Level 1)

Show Date: 07-13-2021



1. Walk at least 15' & jog over log.
2. Transition to left lead and lope around end.
3. First line change.
4. Second line change. Lope around end of arena
5. First crossing change.
6. Second crossing change.
7. Lope over log.
8. Third crossing change.
9. Fourth crossing change.
10. Lope up the center, stop and back.

[WR/GP-1]

Pattern Provided by:

*The Judges*



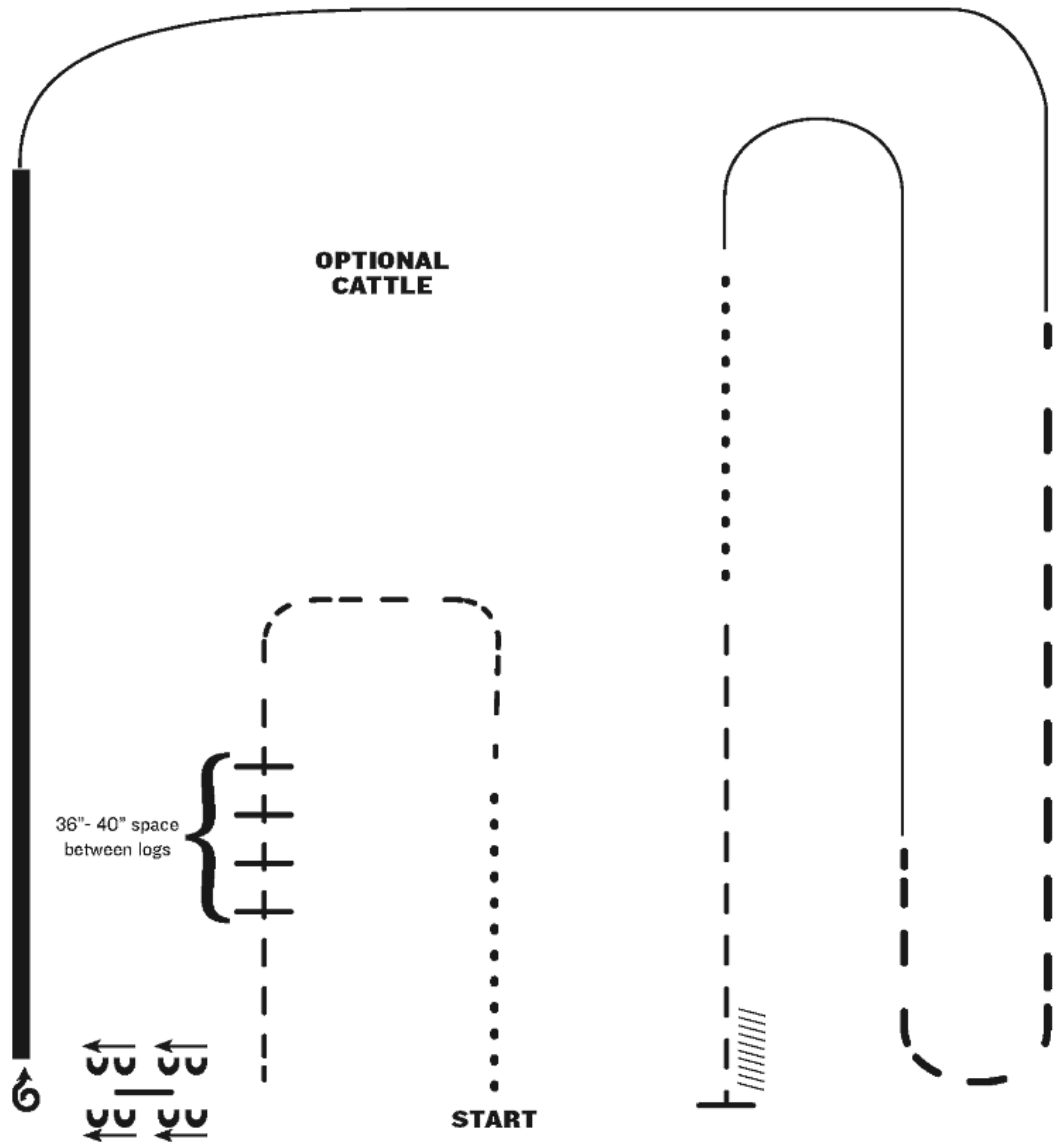
# 2021 Region 6 Super Six

## Ranch Riding (All)

Show Date: 07-13-2021

www.HorseShowPatterns.com

www.HorseShowPatterns.com



1. Walk
2. Trot
3. Trot logs
4. Side pass right
5. 1 1/2 turns right
6. Extended lope (right lead)
7. Lope right lead
8. Extended trot
9. Lope left lead
10. Walk
11. Trot
12. Stop and back

Note: The drawn description of this pattern is only intended for the general depiction of the pattern. Exhibitors should utilize the arena space to best exhibit their horses.

[RR/AQHA-12]

Pattern Provided by:  
*The Judges*

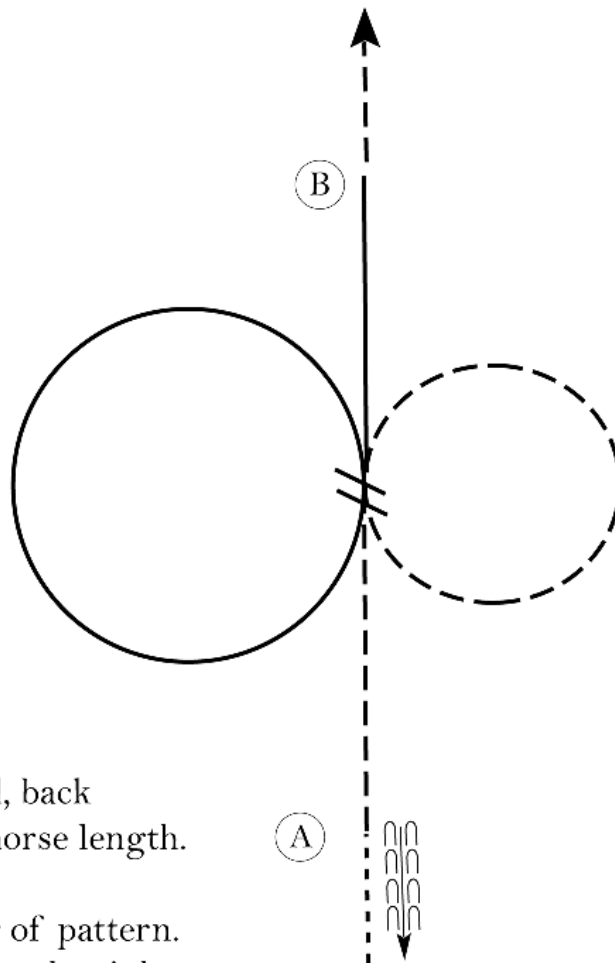
# 2021 Region 6 Super Six

## Hunt Seat Equitation (Level 1)

Show Date: 07-13-2021

w w w . H o r s e S h o w P a t t e r n s . c o m

w w w . H o r s e S h o w P a t t e r n s . c o m



Be ready at A.

1. When acknowledged, back approximately one horse length.
2. Walk to A.
3. Sitting trot to center of pattern.
4. Posting trot a circle to the right.
5. Canter a larger circle to the left.
6. Perform a simple lead change at center of pattern.
7. Canter to B.
8. Posting trot on the right diagonal straight away from B.

Pattern is over once you have trotted past B more than 2 horse lengths.

Follow the instructions of your ring steward.

Walk	-----
Trot	- - - - -
Extended Trot	-----
Canter	-----
Leg Yield	
Lead Change	///
Back	←←←←←
Marker	⊙
Sidepass	←←←←←
Hand Gallop	-----

[HSE/2-55]

Pattern Provided by:

*The Judges*

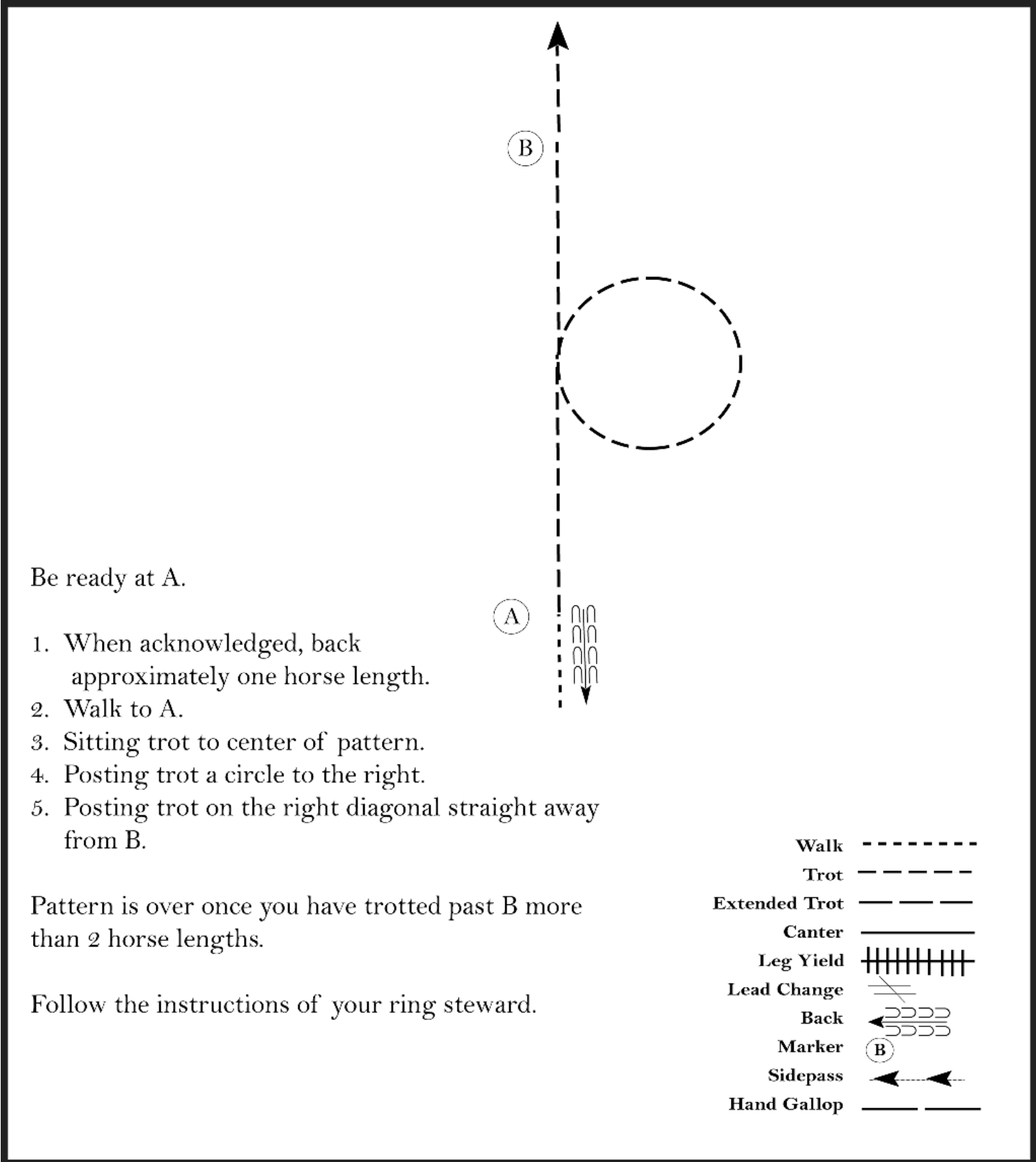
# 2021 Region 6 Super Six

## Hunt Seat Equitation (EWD/Small Fry/Level 1 WT)

Show Date: 07-13-2021

w w w . H o r s e S h o w P a t t e r n s . c o m

w w w . H o r s e S h o w P a t t e r n s . c o m



Be ready at A.

1. When acknowledged, back approximately one horse length.
2. Walk to A.
3. Sitting trot to center of pattern.
4. Posting trot a circle to the right.
5. Posting trot on the right diagonal straight away from B.

Pattern is over once you have trotted past B more than 2 horse lengths.

Follow the instructions of your ring steward.

Walk	-----
Trot	- - - - -
Extended Trot	_____
Canter	—————
Leg Yield	
Lead Change	↘ ↙
Back	← ← ← ← ←
Marker	⊙
Sidepass	← →
Hand Gallop	———

[HSE/WT-55]

Pattern Provided by:

*The Judges*

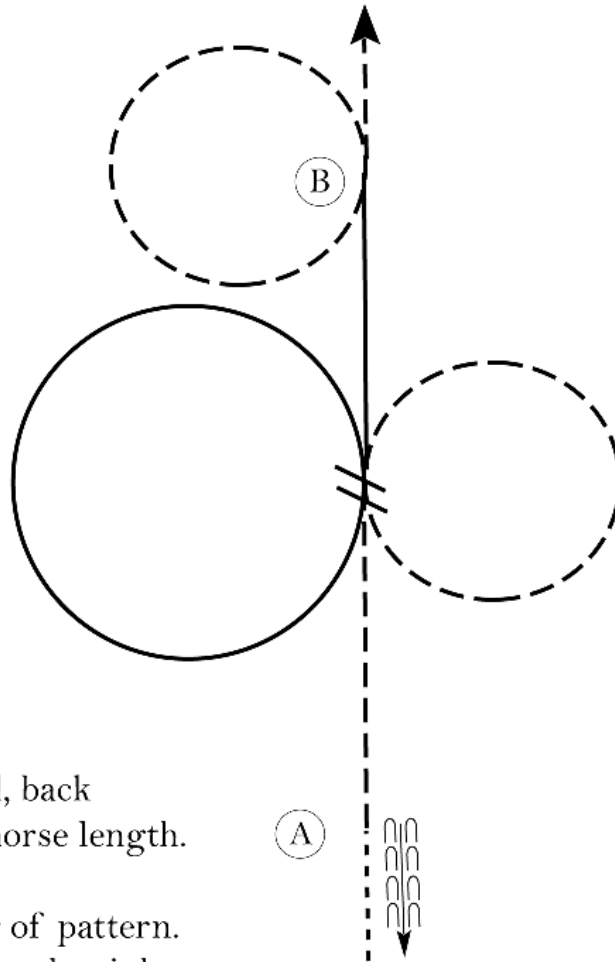
# 2021 Region 6 Super Six

Hunt Seat Equitation (YTH 13&U, 14-18, Amateur, Select)

Show Date: 07-13-2021

w w w . H o r s e S h o w P a t t e r n s . c o m

w w w . H o r s e S h o w P a t t e r n s . c o m



Be ready at A.

1. When acknowledged, back approximately one horse length.
2. Walk to A.
3. Sitting trot to center of pattern.
4. Posting trot a circle to the right.
5. Canter a larger circle to the left.
6. Perform a lead change at center of pattern.
7. Canter to B.
8. Posting trot circle to the left at B.
9. Continue to trot straight away from B.

Pattern is over once you have passed B at a trot.

Follow the instructions of your ring steward.

Walk	-----
Trot	- - - - -
Extended Trot	-----
Canter	=====
Leg Yield	
Lead Change	///
Back	←←←←←
Marker	⊙
Sidepass	←---→
Hand Gallop	-----

[HSE/3-55]

Pattern Provided by:

*The Judges*