

# TRAIL SCORE SHEET

Level 1

JUDGE	WRIGHT
CLASS	L1 AM
DATE	7/15

OBSTACLE SCORES: -1/2 Extremely Poor, -1 Very Poor, -1/2 Poor, 0 Correct, +1/2 Good, +1 Very Good, +1 1/2 Excellent

WORKING ORDER	ENTRY NUMBER	OBSTACLE DESCRIPTION	OBSTACLE SCORES												PENALTY TOTAL	FINAL SCORE		
			1	2	3	4	5	6	7	8	9	10	11	12				
1	201	Jog / Jog / Lope / Jog / Lope / Lope / Walk / Stop / Walk / Lope			3 1/3		3 1/3	3					1	1			16	48 1/2
			-1/2	-1/2	-1	-1/2	-1	-1	0	0	0	0	-1					
			69		61	60 1/2		55 1/2	51 1/2	50 1/2								
2	102				1/2	1							1/2				2	69
			0	0	0	0	+1/2	0	0	0	0	+1/2	0					
					69													
3	203																	72 1/2
			0	0	+1/2	+1/2	+1/2	0	0	+1/2	+1/2	0						
					71		72											
4	129												1/2				1/2	70 1/2
			0	+1/2	0	0	0	0	0	0	0	+1/2	0					
5	175																	0
			+1/2	+1/2	3 0													
6	168												1/2				1/2	71 1/2
			0	+1/2	0	+1/2	0	0	+1/2	0	+1/2	0						
7	105																	71 1/2
			0	+1/2	-1	0	0	0	+1/2	0	+1/2	0						
8	810																	70 1/2
			+1/2	+1/2	0	0	-1/2	-1/2	0	+1/2	+1/2	+1/2						
			71		69			70										
9	161												1 1/2	1/2			2 1/2	71
			+1/2	+1/2	+1/2	+1/2	+1/2	+1/2	0	+1/2	0	0						
			71		72		73		71									
10	247																	61 1/2
			+1/2	0	0	0	0	0	0	-1	0	0	0					
										35								
										6 1/2								

JUDGES SIGNATURE

*[Signature]*

# TRAIL SCORE SHEET

Level 1

JUDGE	WRIGHT
CLASS	L1 AM
DATE	7/15

OBSTACLE SCORES: -1/2 Extremely Poor, -1 Very Poor, -1/2 Poor, 0 Correct, +1/2 Good, +1 Very Good, +1 1/2 Excellent

OBSTACLE DESCRIPTION: Jog Jog ~~Lope~~ Jog ~~Lope~~ ~~Lope~~ ~~Walk~~ ~~Stair~~ ~~Pass~~ ~~Walk~~ ~~Lope~~

WORKING ORDER	ENTRY NUMBER	OBSTACLE	1	2	3	4	5	6	7	8	9	10	11	12	PENALTY TOTAL	FINAL SCORE
11	154	PENALTY														
		OBSTACLE SCORE	0	0	0	0	0	0	0	0	+1/2	+1/2				71

12	284	PENALTY			3				3							
		OBSTACLE SCORE	0	+1/2	-1	0	0	-1	-1	-1/2	0	0			6	61
								6 1/2	6 1/2	6 1						

13	245	PENALTY			0											
		OBSTACLE SCORE	+1/2	0												0

14	251	PENALTY														
		OBSTACLE SCORE	+1/2	+1/2	0	0	+1/2	+1/2	+1/2	+1/2	+1/2	+1/2				74
					71			72		73		74				

15	255	PENALTY						0								
		OBSTACLE SCORE	+1/2	+1/2	+1/2	+1/2	+1/2									0
					71		72									

16	216	PENALTY														
		OBSTACLE SCORE	+1/2	+1	+1/2	+1/2	+1/2	+1/2	+1/2	+1/2	+1/2	+1/2				75 1/2
					72		73		74		75					

17	103	PENALTY														
		OBSTACLE SCORE	+1/2	+1/2	+1/2	+1/2	+1/2	0	+1/2	+1/2	+1/2	+1/2				74 1/2
					71		72		73		74					

18	250	PENALTY														
		OBSTACLE SCORE	+1/2	+1/2	+1/2	+1/2	0	0	0	0	+1/2	+1/2				73
					71		72									

19		PENALTY														
		OBSTACLE SCORE														

20		PENALTY														
		OBSTACLE SCORE														

JUDGES SIGNATURE

CLASS: LI AM

JUDGE: DW

SCORE	#	#	#	SCORE	#	#	#	SCORE	#	#	Working Order
100				77.5				55			1
99.5				77				54.5			2
99				76.5				54			3
98.5				76				53.5			4
98				75.5	216			53			5
97.5				75				52.5			6
97				74.5	103			52			7
96.5				74	251			51.5			8
96				73.5				51			9
95.5				73	250			50.5			10
95				72.5	203			50			11
94.5				72				49.5			12
94				71.5	168. 105			49			13
93.5				71	161. 154			48.5	201		14
93				70.5	129. 810			48			15
92.5				70				47.5			16
92				69.5				47			17
91.5				69	102			46.5			18
91				68.5				46			19
90.5				68				45.5			20
90				67.5				45			21
89.5				67				44.5			22
89				66.5				44			23
88.5				66				43.5			24
88				65.5				43			25
87.5				65				42.5			26
87				64.5				42			27
86.5				64				41			28
86				63.5				5			29
85.5				63				41			30
85				62.5				40			31
84.5				62				5			32
84				61.5	247			40			33
83.5				61	284			35.5			34
83				60.5				30 & ↓			35
82.5				60							36
82				59.5							37
81.5				59							38
81				58.5				0	175		39
80.5				58				0	245		40
80				57.5				0	255		41
79.5				57				0			42
79				56.5				0			43
78.5				56				0			44
78				55.5				0			45

# TRAIL SCORE SHEET

Level 1

JUDGE	WRIGHT
CLASS	L1 YOUTH 13/14
DATE	2/15

OBSTACLE SCORES: -1/2 Extremely Poor, -1 Very Poor, -1/2 Poor, 0 Correct, +1/2 Good, +1 Very Good, +1 1/2 Excellent

WORKING ORDER	ENTRY NUMBER	OBSTACLE	OBSTACLE DESCRIPTION												PENALTY TOTAL	FINAL SCORE		
			1	2	3	4	5	6	7	8	9	10	11	12				
1	139	PENALTY																72 1/2
		OBSTACLE SCORE	0	+1/2	0	+1/2	0	0	0	0	+1	+1/2						
			71															
2	188	PENALTY							331		1						8	64
		OBSTACLE SCORE	+1/2	+1/2	0	+1/2	+1/2	+1/2	-1	0	0	+1/2						
			71			72			64 1/2									
3	810	PENALTY							1/2								72 1/2	
		OBSTACLE SCORE	+1/2	+1/2	+1/2	0	+1/2	0	0	0	+1/2	+1/2						
			71			72			72									
4	194	PENALTY															74 1/2	
		OBSTACLE SCORE	+1/2	+1/2	+1/2	+1/2	+1/2	+1/2	+1/2	+1/2	0	+1/2	+1/2					
			71		72		73		74									
5	193	PENALTY			1											1	73	
		OBSTACLE SCORE	+1/2	+1/2	0	+1/2	+1/2	+1/2	0	+1/2	+1/2	+1/2						
			71		70		71											
6	140	PENALTY						1							1	71 1/2		
		OBSTACLE SCORE	+1/2	0	0	+1/2	+1/2	0	0	0	+1/2	+1/2						
			71			70 1/2			71									
		PENALTY																
		OBSTACLE SCORE																
		PENALTY																
		OBSTACLE SCORE																
		PENALTY																
		OBSTACLE SCORE																

JUDGES SIGNATURE

*[Signature]*

CLASS: L1 Y 13/0

JUDGE: DW

SCORE	#	#	#	SCORE	#	#	#	SCORE	#	#	Working Order
100				77.5				55			1
99.5				77				54.5			2
99				76.5				54			3
98.5				76				53.5			4
98				75.5				53			5
97.5				75				52.5			6
97				74.5	194			52			7
96.5				74				51.5			8
96				73.5				51			9
95.5				73	193			50.5			10
95				72.5	139	810.		50			11
94.5				72				49.5			12
94				71.5	140			49			13
93.5				71				48.5			14
93				70.5				48			15
92.5				70				47.5			16
92				69.5				47			17
91.5				69				46.5			18
91				68.5				46			19
90.5				68				45.5			20
90				67.5				45			21
89.5				67				44.5			22
89				66.5				44			23
88.5				66				43.5			24
88				65.5				43			25
87.5				65				42.5			26
87				64.5				42			27
86.5				64	188			41			28
86				63.5				5			29
85.5				63				41			30
85				62.5				40			31
84.5				62				5			32
84				61.5				40			33
83.5				61				35.5			34
83				60.5				30 & ↓			35
82.5				60							36
82				59.5							37
81.5				59							38
81				58.5				0			39
80.5				58				0			40
80				57.5				0			41
79.5				57				0			42
79				56.5				0			43
78.5				56				0			44
78				55.5				0			45

# TRAIL SCORE SHEET

Level 1


JUDGE	WRIGHT
CLASS	L1 YOUTH 14-18
DATE	7/15

OBSTACLE SCORES: -1/2 Extremely Poor, -1 Very Poor, -1/2 Poor, 0 Correct, +1/2 Good, +1 Very Good, +1 1/2 Excellent

OBSTACLE DESCRIPTION: Jog, Jog, Lt Lope, Jog, Lt Lope, Lt Lope, Mute, Slick, Pass, Walk, R/F Spoke

WORKING ORDER	ENTRY NUMBER	OBSTACLE	1	2	3	4	5	6	7	8	9	10	11	12	PENALTY TOTAL	FINAL SCORE
1	469	PENALTY					1				1/2					
		OBSTACLE SCORE	0	0	0	+1/2	0	0	+1/2	+1/2	0	-1/2			1 1/2	69 1/2
			70													
2	103	PENALTY		1				3								
		OBSTACLE SCORE	+1/2	0	-1/2	+1/2	+1/2	-1	+1/2	0	+1/2	0				0
			69 1/2      70      66      67													
3	146	PENALTY							3							
		OBSTACLE SCORE	0	+1/2	0	+1/2	+1/2	0	-1	0	+1/2	0			3	68
			71      67 1/2      68													
4	201	PENALTY			331		113		3		111					
		OBSTACLE SCORE	0	0	-1	-1/2	-1	-1	0	0	-1	-1/2			18	47
			62      55 1/2      51 1/2      47 1/2      47													
5	297	PENALTY														
		OBSTACLE SCORE	+1/2	0	+1/2	+1/2	0	+1/2	0	+1/2	+1/2	0				73
			71      72      73													
6	199	PENALTY														
		OBSTACLE SCORE	0	0	0	0	0	0	0	0	+1/2	0				70 1/2
7	153	PENALTY							0							
		OBSTACLE SCORE	0	+1/2	0	0	0	0								0
		PENALTY														
		OBSTACLE SCORE														
		PENALTY														
		OBSTACLE SCORE														

JUDGES SIGNATURE



# TRAIL SCORE SHEET


WT + END ~~No Crate~~

JUDGE	WRIGHT
CLASS	L1 AM W/T
DATE	7/15

OBSTACLE SCORES: -1/2 Extremely Poor, -1 Very Poor, -1/2 Poor, 0 Correct, +1/2 Good, +1 Very Good, +1 1/2 Excellent

WORKING ORDER	ENTRY NUMBER	OBSTACLE DESCRIPTION	OBSTACLE SCORES												PENALTY TOTAL	FINAL SCORE				
			1	2	3	4	5	6	7	8	9	10	11	12						
1	109	Penalty		1		1				1										
		Obstacle Score	-1/2	-1/2	0	-1	0	-1	-1/2	-1/2									3	63
				68		66		65												
2	178	Penalty										1								
		Obstacle Score	0	+1/2	0	+1/2	0	0	+1/2	-1/2									1	70
				71																
3	158	Penalty										1/2								
		Obstacle Score	+1/2	+1/2	+1/2	+1/2	+1/2	0	+1/2	0									1/2	72 1/2
				71		72		73												
4	124	Penalty				1														
		Obstacle Score	+1/2	0	+1/2	-1/2	0	0	+1/2	0									1	70
				71		69 1/2														
5	173	Penalty																		
		Obstacle Score	+1/2	+1	+1/2	+1	+1/2	0	+1	0										74 1/2
				72		73														
6		Penalty																		
		Obstacle Score																		
		Penalty																		
		Obstacle Score																		
		Penalty																		
		Obstacle Score																		
		Penalty																		
		Obstacle Score																		
		Penalty																		
		Obstacle Score																		

JUDGES SIGNATURE



# TRAIL SCORE SHEET


WT + END ~~No Gate~~

JUDGE	WRIGHT
CLASS	L1 YOUTH W/T
DATE	7/15

OBSTACLE SCORES: -1/2 Extremely Poor, -1 Very Poor, -1/2 Poor, 0 Correct, +1/2 Good, +1 Very Good, +1 1/2 Excellent

WORKING ORDER	ENTRY NUMBER	OBSTACLE DESCRIPTION	OBSTACLE SCORES												PENALTY TOTAL	FINAL SCORE		
			1	2	3	4	5	6	7	8	9	10	11	12				
1	165	Walk	0	0	0	-1	0	-1/2	-1/2	-1/2							1	66 1/2
		Jog							1/2 1/2									
		Walk																
		Jog																
		Circle																
		Walk																
		Walk																
		RH Gate																
2	261	Walk	0	-1/2	0	-1/2	0	0	+1/2	0							1 1/2	68
		Jog																
		Walk																
		Jog																
		Circle																
		Walk																
		Walk																
		RH Gate																
3	139	Walk	0	0	+1/2	+1/2	0	0	+1/2	0							1/2	71
		Jog																
		Walk																
		Jog																
		Circle																
		Walk																
		Walk																
		RH Gate																
4	135	Walk	0	0	+1/2	0	0	0	+1/2	+1/2								71 1/2
		Jog																
		Walk																
		Jog																
		Circle																
		Walk																
		Walk																
		RH Gate																
5	574	Walk	+1/2	+1/2	+1/2	+1/2	+1/2	+1/2	+1/2	+1/2	0							73 1/2
		Jog																
		Walk																
		Jog																
		Circle																
		Walk																
		Walk																
		RH Gate																
6	132	Walk	0	0	+1/2	+1/2	+1/2	0	+1/2	0								70 1/2
		Jog																
		Walk																
		Jog																
		Circle																
		Walk																
		Walk																
		RH Gate																
7	138	Walk	0	-1	0	0	0	-1/2	0	55								0
		Jog																
		Walk																
		Jog																
		Circle																
		Walk																
		Walk																
		RH Gate																

JUDGES SIGNATURE





# TRAIL SCORE SHEET

*WT + END* ~~No Gate~~

JUDGE	WRIGHT
CLASS	EWD
DATE	7/15

OBSTACLE SCORES: -1/2 Extremely Poor, -1 Very Poor, -1/2 Poor, 0 Correct, +1/2 Good, +1 Very Good, +1 1/2 Excellent

WORKING ORDER	ENTRY NUMBER	OBSTACLE DESCRIPTION	OBSTACLE SCORES												PENALTY TOTAL	FINAL SCORE		
			1	2	3	4	5	6	7	8	9	10	11	12				
	241		Walk	Jog	Walk	Jog	Circle	Walk	Walk	RH Gate								
		PENALTY																
		OBSTACLE SCORE	0	0	+1/2	0	0	0	0	1								69 1/2

		PENALTY														
		OBSTACLE SCORE														

	112																	
		PENALTY		11						11								
		OBSTACLE SCORE	0	-1	0	-1/2	0	0	-1									63 1/2

		PENALTY																
		OBSTACLE SCORE																

		PENALTY																
		OBSTACLE SCORE																

		PENALTY																
		OBSTACLE SCORE																

		PENALTY																
		OBSTACLE SCORE																

		PENALTY																
		OBSTACLE SCORE																

		PENALTY																
		OBSTACLE SCORE																

		PENALTY																
		OBSTACLE SCORE																

JUDGES SIGNATURE \_\_\_\_\_

# TRAIL SCORE SHEET

1

JUDGE	WRIGHT
CLASS	JR
DATE	7/15

OBSTACLE SCORES: -1/2 Extremely Poor, -1 Very Poor, -1/2 Poor, 0 Correct, +1/2 Good, +1 Very Good, +1 1/2 Excellent

OBSTACLE DESCRIPTION: Jog, Jog, PL, Jog, Jog, Jog, Chute, Side pass, Wall, P.H. Chute

WORKING ORDER	ENTRY NUMBER	OBSTACLE	1	2	3	4	5	6	7	8	9	10	11	12	PENALTY TOTAL	FINAL SCORE
1	234	PENALTY			1											
		OBSTACLE SCORE	0	0	0	-1/2	0	0	0	-1/2	+1/2	0			1	68 1/2
68																
2	243	PENALTY														
		OBSTACLE SCORE	+1/2	+1/2	+1/2	+1/2	+1/2	+1	+1/2	+1/2	+1/2	+1/2				75 1/2
71                      72                      74                      75																
3	225	PENALTY						1/2	1/2	0						0
		OBSTACLE SCORE	+1/2	+1	+1/2	+1/2	0	0	0	0						0
72																
4	180	PENALTY												1		
		OBSTACLE SCORE	0	0	+1/2	0	0	0	0	0	+1/2	0			1	70
71																
5	220	PENALTY			1											
		OBSTACLE SCORE	+1/2	+1/2	0	+1/2	+1/2	+1/2	+1/2	0	+1	+1/2			1	73 1/2
70                      71                      72                      73																
6	285	PENALTY	1			1/2										
		OBSTACLE SCORE	0	0	0	+1/2	0	0	0	0	+1/2	0			1 1/2	69 1/2
69																
7	229	PENALTY	1				1/2	1								
		OBSTACLE SCORE	0	0	-1/2	0	-1/2	0	0	-1/2	0	0			2 1/2	66 1/2
69                      67																
8	158	PENALTY				1	1/2									
		OBSTACLE SCORE	+1/2	+1/2	0	0	0	+1/2	+1/2	0	+1	0			1 1/2	71 1/2
71                      70                      70                      71 1/2																
9	272	PENALTY		1/2												
		OBSTACLE SCORE	+1/2	+1/2	+1/2	+1/2	+1/2	+1/2	+1	0	+1	+1/2			1/2	75
70 1/2                      71                      72                      74 1/2																
10	103	PENALTY		1			1/2				1 1/2					
		OBSTACLE SCORE	+1/2	0	+1/2	+1/2	0	0	0	0	-1/2	0			4 1/2	66 1/2
70                      70                      66 1/2																

JUDGES SIGNATURE

CLASS: JR TRAIL

JUDGE: DW

SCORE	#	#	#	SCORE	#	#	#	SCORE	#	#	Working Order
100				77.5				55			1
99.5				77				54.5			2
99				76.5				54			3
98.5				76				53.5			4
98				75.5	243			53			5
97.5				75	272			52.5			6
97				74.5				52			7
96.5				74				51.5			8
96				73.5	220			51			9
95.5				73				50.5			10
95				72.5				50			11
94.5				72				49.5			12
94				71.5	158			49			13
93.5				71				48.5			14
93				70.5				48			15
92.5				70	180			47.5			16
92				69.5	285			47			17
91.5				69				46.5			18
91				68.5	234			46			19
90.5				68				45.5			20
90				67.5				45			21
89.5				67				44.5			22
89				66.5	229. 183			44			23
88.5				66				43.5			24
88				65.5				43			25
87.5				65				42.5			26
87				64.5				42			27
86.5				64				41			28
86				63.5				5			29
85.5				63				41			30
85				62.5				40			31
84.5				62				5			32
84				61.5				40			33
83.5				61				35.5			34
83				60.5				30 & ↓			35
82.5				60							36
82				59.5							37
81.5				59							38
81				58.5				0	225		39
80.5				58				0			40
80				57.5				0			41
79.5				57				0			42
79				56.5				0			43
78.5				56				0			44
78				55.5				0			45

# TRAIL SCORE SHEET

JUDGE WRIGHT  
CLASS AM SELECT  
DATE 7/15

OBSTACLE SCORES: -1/2 Extremely Poor, -1 Very Poor, -1/2 Poor, 0 Correct, +1/2 Good, +1 Very Good, +1 1/2 Excellent

OBSTACLE DESCRIPTION  
 1 Joy 2 Joy 3 PL Loop 4 Joy 5 Loop 6 Loop 7 Chute 8 Side Pass 9 Wall 10 P.H. Gate 11 12

WORKING ORDER	ENTRY NUMBER	OBSTACLE	1	2	3	4	5	6	7	8	9	10	11	12	PENALTY TOTAL	FINAL SCORE
1	214	PENALTY				1/2						1/2			1	68 1/2
		OBSTACLE SCORE	0	0	0	0	0	0	0	-1/2	+1/2	-1/2				
69 68 1/2																
2	817	PENALTY	1			1 1/2					1/2				4	64
		OBSTACLE SCORE	-1/2	0	0	-1	0	-1/2	0	0	0	0	0			
65 64 1/2																
3	252	PENALTY														70 1/2
		OBSTACLE SCORE	0	+1/2	0	0	-1/2	0	0	0	+1/2	0				
70																
4	321	PENALTY			3										3	64 1/2
		OBSTACLE SCORE	0	0	-1	-1/2	-1/2	-1/2	0	0	0	0	0			
65																
5	119	PENALTY	1/2				3								3 1/2	66 1/2
		OBSTACLE SCORE	-1/2	+1/2	-1/2	+1/2	-1	0	0	0	+1/2	+1/2				
69 69 65 1/2																
6	101	PENALTY														72 1/2
		OBSTACLE SCORE	+1/2	0	0	+1/2	0	0	+1/2	0	+1/2	+1/2				
71 72																
7	222	PENALTY		1			3	3							7	62
		OBSTACLE SCORE	+1/2	0	0	0	-1	-1	0	0	+1/2	0				
61 1/2 62																
8	111	PENALTY		1			3								4	66 1/2
		OBSTACLE SCORE	+1/2	0	0	+1/2	-1	-1/2	0	0	+1/2	+1/2				
70 66																
9	207	PENALTY					1	1 1/3	3							0
		OBSTACLE SCORE	0	0	0	0	-1/2	-1								
71																
10	1000	PENALTY														71
		OBSTACLE SCORE	0	0	0	0	0	0	+1/2	0	+1/2	0				

JUDGES SIGNATURE

*[Handwritten Signature]*

# TRAIL SCORE SHEET

JUDGE	WRIGHT
CLASS	AM SELECT
DATE	7/15

OBSTACLE SCORES: -1/2 Extremely Poor, -1 Very Poor, -1/2 Poor, 0 Correct, +1/2 Good, +1 Very Good, +1 1/2 Excellent

OBSTACLE DESCRIPTION: Joy, Joy, PL Loop, Joy, Loose, Loose, Circle, Side Pass, Wall, P/H Gate

WORKING ORDER	ENTRY NUMBER	OBSTACLE	1	2	3	4	5	6	7	8	9	10	11	12	PENALTY TOTAL	FINAL SCORE
11	221	PENALTY				1	0									0
		OBSTACLE SCORE	0	0	-1/2	-1	0									

12	246	PENALTY		11				1								
		OBSTACLE SCORE	+1/2	-1	0	+1/2	0	-1/2	0	0	+1/2	+1/2			3	67 1/2
						68		66 1/2								

13	235	PENALTY				1/2										
		OBSTACLE SCORE	0	+1/2	0	0	0	0	0	0	0	0			1/2	70

14	150	PENALTY		1/2			1									
		OBSTACLE SCORE	0	-1/2	0	0	0	0	0	0	+1/2	0			2 1/2	67 1/2
				68			67									

		PENALTY														
		OBSTACLE SCORE														

		PENALTY														
		OBSTACLE SCORE														


		PENALTY														
		OBSTACLE SCORE														

		PENALTY														
		OBSTACLE SCORE														

		PENALTY														
		OBSTACLE SCORE														

		PENALTY														
		OBSTACLE SCORE														

JUDGES SIGNATURE \_\_\_\_\_



CLASS: Am SELECT TRAIL

JUDGE: DW

SCORE	#	#	#	SCORE	#	#	#	SCORE	#	#	Working Order
100				77.5				55			1
99.5				77				54.5			2
99				76.5				54			3
98.5				76				53.5			4
98				75.5				53			5
97.5				75				52.5			6
97				74.5				52			7
96.5				74				51.5			8
96				73.5				51			9
95.5				73				50.5			10
95				72.5	101			50			11
94.5				72				49.5			12
94				71.5				49			13
93.5				71	1000			48.5			14
93				70.5	252			48			15
92.5				70	235			47.5			16
92				69.5				47			17
91.5				69				46.5			18
91				68.5	214			46			19
90.5				68				45.5			20
90				67.5	246	150		45			21
89.5				67				44.5			22
89				66.5	119	111		44			23
88.5				66				43.5			24
88				65.5				43			25
87.5				65				42.5			26
87				64.5	321			42			27
86.5				64	817			41			28
86				63.5				5			29
85.5				63				41			30
85				62.5				40			31
84.5				62	222			5			32
84				61.5				40			33
83.5				61				35.5			34
83				60.5				30 & ↓			35
82.5				60							36
82				59.5							37
81.5				59							38
81				58.5				0	207		39
80.5				58				0	221		40
80				57.5				0			41
79.5				57				0			42
79				56.5				0			43
78.5				56				0			44
78				55.5				0			45

TRAIL SCORE SHEET

JUDGE	WRIGHT
CLASS	AM
DATE	7/15

OBSTACLE SCORES: -1/2 Extremely Poor, -1 Very Poor, -1/2 Poor, 0 Correct, +1/2 Good, +1 Very Good, +1 1/2 Excellent

WORKING ORDER	ENTRY NUMBER	OBSTACLE	OBSTACLE DESCRIPTION												PENALTY TOTAL	FINAL SCORE		
			1	2	3	4	5	6	7	8	9	10	11	12				
1	216	PENALTY					1		1									
		OBSTACLE SCORE	0	+1/2	+1/2	+1/2	0	+1/2	+1/2	+1/2	+1/2	+1/2					2	72
			71			71			71									
2	217	PENALTY					1											
		OBSTACLE SCORE	+1	+1	+1/2	+1	0	+1/2	+1/2	+1/2	+1	+1/2					1	75 1/2
			72 1/2			73			75									
3	203	PENALTY																
		OBSTACLE SCORE	+1/2	+1/2	+1/2	+1/2	+1/2	+1/2	0	0	+1/2	0						73 1/2
			71		72		73											
4	154	PENALTY	1	11			1						1/2					
		OBSTACLE SCORE	-1/2	-1/2	0	0	0	0	0	0	0	+1/2	0				4 1/2	65
			66		65													
5	218	PENALTY																
		OBSTACLE SCORE	+1	+1	+1/2	+1/2	+1/2	+1	+1	+1/2	+1/2	+1/2						77
			73			76												
6	251	PENALTY		11			1											
		OBSTACLE SCORE	0	-1/2	0	+1/2	0	0	+1/2	0	+1/2	+1/2					3	68 1/2
			68		67		68											
7	173	PENALTY	1	1														
		OBSTACLE SCORE	+1/2	+1/2	+1/2	+1/2	0	0	0	0	+1/2	0						70 1/2
			69		70													
8	255	PENALTY																
		OBSTACLE SCORE	+1/2	+1	+1/2	+1/2	+1/2	+1/2	+1/2	+1/2	+1	+1/2						76
			72		73		74		75 1/2									
9	168	PENALTY					1/2											
		OBSTACLE SCORE	+1/2	+1/2	0	0	0	0	+1/2	0	+1/2	0					1/2	71 1/2
			71		71													
10	102	PENALTY		11	3	1												
		OBSTACLE SCORE	+1/2	-1	-1	-1/2	0	0	0	+1/2	+1/2	+1/2					1/6	63 1/2
			62			63												

JUDGES SIGNATURE

*[Handwritten signature]*

# TRAIL SCORE SHEET

JUDGE	WRIGHT
CLASS	AM
DATE	7/15

OBSTACLE SCORES: -1/2 Extremely Poor, -1 Very Poor, -1/2 Poor, 0 Correct, +1/2 Good, +1 Very Good, +1 1/2 Excellent

WORKING ORDER	ENTRY NUMBER	OBSTACLE DESCRIPTION	OBSTACLE SCORES												PENALTY TOTAL	FINAL SCORE
			1	2	3	4	5	6	7	8	9	10	11	12		
11	175	Jog / Jog / PL / Loose / Jog / Loose / Loose / Crute / Side Pass / Wall / P+ Crute	+1/2	1/2	+1/2	+1/2	+1/2	0	+1/2	0	+1/2	+1/2			1	73
					71			72								
12	201		-1/2	-1/2	-1	0	-1	-1	0	0	-1/2	0			14 1/2	51
					61			53 1/2	5 1/2						51	
13	105		0	0	0	0	0	0	+1/2	0	-1/2			2	68	
										69					68 1/2	
14	103		+1/2	+1/2	1/2	+1/2	0	0	+1/2	+1/2	+1/2	+1/2		1 1/2	72	
										71						
15	161		+1/2	+1/2	+1/2	0	+1/2	+1/2	0	0	0	0		2 1/2	70	
										70					70	
16	257		+1/2	+1/2	+1/2	+1/2	0	0	+1/2	+1/2	+1/2	+1/2			74	
										71					72	

JUDGES SIGNATURE



CLASS: AM TRAIL

JUDGE: DW

SCORE	#	#	#	SCORE	#	#	#	SCORE	#	#	Working Order
100				77.5				55			1
99.5				77	218			54.5			2
99				76.5				54			3
98.5				76	255			53.5			4
98				75.5	217			53			5
97.5				75				52.5			6
97				74.5				52			7
96.5				74	257			51.5			8
96				73.5	203			51	201		9
95.5				73	175			50.5			10
95				72.5				50			11
94.5				72	216	103		49.5			12
94				71.5	168			49			13
93.5				71				48.5			14
93				70.5	173			48			15
92.5				70	161			47.5			16
92				69.5				47			17
91.5				69				46.5			18
91				68.5	251			46			19
90.5				68	105			45.5			20
90				67.5				45			21
89.5				67				44.5			22
89				66.5				44			23
88.5				66				43.5			24
88				65.5				43			25
87.5				65	154			42.5			26
87				64.5				42			27
86.5				64				41			28
86				63.5	102			5			29
85.5				63				41			30
85				62.5				40			31
84.5				62				5			32
84				61.5				40			33
83.5				61				35.5			34
83				60.5				30 & ↓			35
82.5				60							36
82				59.5							37
81.5				59							38
81				58.5				0			39
80.5				58				0			40
80				57.5				0			41
79.5				57				0			42
79				56.5				0			43
				56				0			44
				55.5				0			45

# TRAIL SCORE SHEET

JUDGE	WRIGHT
CLASS	YOUTH 13/4
DATE	2/15

OBSTACLE SCORES: -1/2 Extremely Poor, -1 Very Poor, -1/2 Poor, 0 Correct, +1/2 Good, +1 Very Good, +1 1/2 Excellent

WORKING ORDER	ENTRY NUMBER	OBSTACLE DESCRIPTION	OBSTACLE												PENALTY TOTAL	FINAL SCORE		
			1	2	3	4	5	6	7	8	9	10	11	12				
1	140	Jog / Jog / 1/2 Lope / Lope / Lope / Circle / Side pass / Wall / Pt. Gate	0	0	+1/2	+1/2	0	0	0	0	0	+1/2	-1/2			2	69	5
2	193		+1/2	+1/2	+1/2	+1/2	-1/2	0	0	-1/2	0	-1/2			1	69 1/2	4	
3	810		0	0	+1/2	0	0	0	+1/2	0	+1/2	+1/2			2	70	3	
4	188		+1/2	+1/2	0	+1/2	+1/2	+1/2	0	0	+1/2	+1/2				73 1/2	1	
5	194		+1/2	+1/2	+1/2	+1/2	0	+1/2	+1/2	0	1/2	1/2			2	71 1/2	2	
6	139		0	+1/2	0	0	0	0	0	0	+1/2	0				68 1/2	6	

JUDGES SIGNATURE \_\_\_\_\_

# TRAIL SCORE SHEET

JUDGE	WRIGHT
CLASS	YOUTH 14-18
DATE	7/15

OBSTACLE SCORES: -1/2 Extremely Poor, -1 Very Poor, -1/2 Poor, 0 Correct, +1/2 Good, +1 Very Good, +1 1/2 Excellent

WORKING ORDER	ENTRY NUMBER	OBSTACLE DESCRIPTION	OBSTACLE												PENALTY TOTAL	FINAL SCORE		
			1	2	3	4	5	6	7	8	9	10	11	12				
1	190	Jog, Jog, PL Loop, Jog, Loose, Loose, Chute, Side Pass, Wall, Pit Gate	+1/2	+1/2	0	+1/2	+1/2	0	+1/2	0	+1/2	+1/2						73 1/2
				71			72					73						
2	297		1								1/2 1/2					2	69	
			0	+1/2	0	+1/2	+1/2	0	0	0	0	0						
3	103						1 1/2			1/2 1/2							70	
			+1/2	+1/2	+1/2	+1/2	0	0	0	0	0	+1/2				2 1/2		

JUDGES SIGNATURE


# TRAIL SCORE SHEET

JUDGE WRIGHT  
CLASS SR  
DATE 7/15

OBSTACLE SCORES: -1/2 Extremely Poor, -1 Very Poor, -1/2 Poor, 0 Correct, +1/2 Good, +1 Very Good, +1 1/2 Excellent

WORKING ORDER	ENTRY NUMBER	OBSTACLE DESCRIPTION	OBSTACLE												PENALTY TOTAL	FINAL SCORE		
			1	2	3	4	5	6	7	8	9	10	11	12				
1	119	Jog / Jog / R/L Lope / Jog / Lope / Lope / Circle / Side Pass / Walk / P+ Circle	PENALTY					1									1	73
			OBSTACLE SCORE	+1/2	+1/2	+1/2	+1/2	0	0	+1/2	+1/2	+1/2	+1/2					
							72	71										
2	350		PENALTY					0										0
			OBSTACLE SCORE	0	0	+1/2	+1/2											
							71											
3	235		PENALTY			1/2	1	1 1/2									4	67
			OBSTACLE SCORE	+1/2	+1/2	0	0	-1/2	0	0	0	+1/2	0					
					71		66 1/2											
4	146		PENALTY		1	1											2	70
			OBSTACLE SCORE	0	0	0	0	0	0	+1/2	+1/2	+1/2	+1/2					
					69	68												
5	252		PENALTY	1	3	1											6	63 1/2
			OBSTACLE SCORE	0	-1	+1/2	0	0	0	0	0	0	0	0				
					63													
6	216		PENALTY			1		1 1/2									4	67
			OBSTACLE SCORE	+1/2	+1/2	0	+1/2	-1/2	0	+1/2	0	+1/2	0					
					71	70		66										
7	232		PENALTY		1	1		1	1								5	64 1/2
			OBSTACLE SCORE	0	0	0	0	-1	0	0	0	+1/2	0					
							64											
8	200		PENALTY	1	1	0												0
			OBSTACLE SCORE	-1/2	-1/2													
9	173		PENALTY			1	3											0
			OBSTACLE SCORE	+1/2	+1/2													
10	188		PENALTY					1					1/2				1 1/2	69 1/2
			OBSTACLE SCORE	0	0	0	+1/2	0	0	0	0	+1/2	0					

JUDGES SIGNATURE \_\_\_\_\_



# TRAIL SCORE SHEET

JUDGE	WRIGHT
CLASS	SR
DATE	7/15

OBSTACLE SCORES: -1/2 Extremely Poor, -1 Very Poor, -1/2 Poor, 0 Correct, +1/2 Good, +1 Very Good, +1 1/2 Excellent

WORKING ORDER	ENTRY NUMBER	OBSTACLE DESCRIPTION	OBSTACLE												PENALTY TOTAL	FINAL SCORE		
			1	2	3	4	5	6	7	8	9	10	11	12				
11	743	Joy / Joy / PL / Joy / Loose / Loose / Chute / Side Pass / Walk / P+ / Chute	PENALTY															74 1/2
			OBSTACLE SCORE	+1/2	+1/2	+1/2	+1/2	+1/2	+1/2	+1/2	0	+1/2	+1/2					
						72			73									
12	1000		PENALTY															71
			OBSTACLE SCORE	+1/2	0	0	0	0	0	0	0	+1/2	0					
13	1066		PENALTY															0
			OBSTACLE SCORE	+1/2	0	+1/2	0											
14	193		PENALTY					1			0							0
			OBSTACLE SCORE	0	-1/2	0	+1/2	0	+1/2									
							70			69								
15	233		PENALTY	1	1	1		1									6	63
			OBSTACLE SCORE	0	-1/2	-1/2	0	-1/2	0	0	0	+1/2	0					
						65			62 1/2									
16	190		PENALTY					1									1	73 1/2
			OBSTACLE SCORE	+1/2	+1/2	+1/2	+1/2	0	+1/2	+1/2	+1/2	+1/2	+1/2					
							72			71								
17	127		PENALTY	0														0
			OBSTACLE SCORE															
18	111		PENALTY					1/2									1/2	73
			OBSTACLE SCORE	+1/2	+1	+1/2	+1/2	0	0	+1/2	+1/2	+1/2	+1/2					
							72			71								
19	257		PENALTY			1/2		1									1 1/2	71
			OBSTACLE SCORE	+1/2	+1/2	0	+1/2	0	0	+1/2	0	+1/2	0					
							71			70								
20	590		PENALTY															0
			OBSTACLE SCORE	+1/2														

JUDGES SIGNATURE



# TRAIL SCORE SHEET

JUDGE	WRIGHT
CLASS	SR
DATE	7/15

OBSTACLE SCORES: -1/2 Extremely Poor, -1 Very Poor, -1/2 Poor, 0 Correct, +1/2 Good, +1 Very Good, +1 1/2 Excellent

OBSTACLE DESCRIPTION: Joy / Joy / PL Loop / Joy / Loop / Loop / Circle / Side Pass / Wall / Pit Gate

WORKING ORDER	ENTRY NUMBER	OBSTACLE	1	2	3	4	5	6	7	8	9	10	11	12	PENALTY TOTAL	FINAL SCORE
21	161	PENALTY			1											
		OBSTACLE SCORE	+1/2	+1/2	0	+1/2	+1/2	+1/2	+1	+1/2	+1/2	+1/2			1	74
					70		71			73						
22	142	PENALTY		1	11			11	0							
		OBSTACLE SCORE	0	-1/2	-1/2	0	-1/2	-1								0
					66			62 1/2								
23	214	PENALTY			1		1/2									
		OBSTACLE SCORE	+1/2	+1/2	0	+1/2	0	0	+1/2	0	+1/2	+1/2			1 1/2	71 1/2
					70				70 1/2		71					
24	101	PENALTY			1	1										
		OBSTACLE SCORE	+1/2	+1/2	0	0	0	0	0	+1/2	+1/2	+1/2			2	70 1/2
					71	70	69									
25	209	PENALTY					1									
		OBSTACLE SCORE	0	0	0	0	0	0	+1/2	0	+1/2	+1/2			1	70 1/2
							69				70					
26	222	PENALTY					1									
		OBSTACLE SCORE	+1/2	+1/2	+1/2	+1/2	+1/2	+1/2	+1/2	0	+1/2	+1/2			1	73 1/2
					71		72		72			73				
27	817	PENALTY														
		OBSTACLE SCORE	+1/2	+1/2	0	+1/2	+1/2	+1/2	0	+1/2	+1/2	+1/2				74
					71			72			73	73 1/2				
28	256	PENALTY		1/2			1				1/2					
		OBSTACLE SCORE	+1/2	+1/2	0	+1/2	+1/2	+1/2	+1/2	+1/2	+1/2	+1/2			2	72 1/2
					70 1/2			70 1/2	71		72					
29	255	PENALTY					1									
		OBSTACLE SCORE	+1/2	+1/2	+1/2	+1	0	+1/2	+1	+1	+1/2	+1/2			1	75
						72 1/2		72	73			74 1/2				
30	203	PENALTY			11											
		OBSTACLE SCORE	+1/2	0	0	+1/2	0	+1/2	+1/2	+1/2	+1/2	+1/2			2	71 1/2
					68 1/2		69			70		71				

JUDGES SIGNATURE

# TRAIL SCORE SHEET

JUDGE	WRIGHT
CLASS	SR
DATE	7/15

OBSTACLE SCORES: -1/2 Extremely Poor, -1 Very Poor, -1/2 Poor, 0 Correct, +1/2 Good, +1 Very Good, +1 1/2 Excellent

WORKING ORDER	ENTRY NUMBER	OBSTACLE	OBSTACLE DESCRIPTION												PENALTY TOTAL	FINAL SCORE	
			1	2	3	4	5	6	7	8	9	10	11	12			
31	218	PENALTY					1/2										
		OBSTACLE SCORE	+1	+1	+1/2	+1	0	+1/2	+1/2	+1/2	+1/2	+1/2				1	75
			73 1/2 72 1/2 73 74														
32	251	PENALTY					1										
		OBSTACLE SCORE	0	+1/2	+1/2	+1/2	0	0	0	0	+1/2	+1/2				1	71 1/2
			71 70 1/2 71														
33	132	PENALTY			1								1				
		OBSTACLE SCORE	0	0	-1/2	-1/2	-1	-1/2	-1/2	0	-1	-1/2				3	62 1/2
			67 66 63														
34	152	PENALTY	1	1	1		1/2										
		OBSTACLE SCORE	-1/2	-1/2	-1/2	0	-1/2	0	0	0	+1/2	0				4 1/2	64
			67 64 1/2 63 1/2 64														
35	153	PENALTY		1	1				0								
		OBSTACLE SCORE	-1/2	-1/2	0	0	0	0									0
			68 67														
36	246	PENALTY		1/2	0												
		OBSTACLE SCORE	+1/2	0													0
37	217	PENALTY					1						1/2				
		OBSTACLE SCORE	+1	+1	+1/2	+1	+1/2	+1/2	+1	+1/2	+1/2	+1/2				1 1/2	75 1/2
			73 1/2 73 75														
		PENALTY															
		OBSTACLE SCORE															
		PENALTY															
		OBSTACLE SCORE															

JUDGES SIGNATURE \_\_\_\_\_

CLASS: SR TRAIL

JUDGE: DW

SCORE	#	#	#	SCORE	#	#	#	SCORE	#	#	Working Order
100				77.5				55			1
99.5				77				54.5			2
99				76.5				54			3
98.5				76				53.5			4
98				75.5	217			53			5
97.5				75	255	218		52.5			6
97				74.5	743			52			7
96.5				74	161	817		51.5			8
96				73.5	190	222		51			9
95.5				73	119	111		50.5			10
95				72.5	256			50			11
94.5				72				49.5			12
94				71.5	214	203	251	49			13
93.5				71	1000	257		48.5			14
93				70.5	101	207		48			15
92.5				70	146			47.5			16
92				69.5	188			47			17
91.5				69				46.5			18
91				68.5				46			19
90.5				68				45.5			20
90				67.5				45			21
89.5				67	235	216		44.5			22
89				66.5				44			23
88.5				66				43.5			24
88				65.5				43			25
87.5				65				42.5			26
87				64.5	237			42			27
86.5				64	152			41			28
86				63.5	252			5			29
85.5				63	233			41			30
85				62.5	132			40			31
84.5				62				5			32
84				61.5				40			33
83.5				61				35.5			34
83				60.5				30 & ↓			35
82.5				60							36
82				59.5							37
81.5				59							38
81				58.5				0	350	142	39
80.5				58				0	200	153	40
80				57.5				0	173	246	41
79.5				57				0	106		42
79				56.5				0	193		43
78.5				56				0	127		44
78				55.5				0	590		45



# TRAIL SCORE SHEET

Level 1

JUDGE	WRIGHT
CLASS	L1
DATE	7/15

OBSTACLE SCORES: -1/2 Extremely Poor, -1 Very Poor, -1/2 Poor, 0 Correct, +1/2 Good, +1 Very Good, +1 1/2 Excellent

OBSTACLE DESCRIPTION: Jog, Jog, 1/2 Lope, Jog, 1/2 Lope, 1/2 Lope, Make, Single Pass, Walk, 1/2 Lope, 1/2 Lope

WORKING ORDER	ENTRY NUMBER	OBSTACLE	1	2	3	4	5	6	7	8	9	10	11	12	PENALTY TOTAL	FINAL SCORE
1	899	PENALTY					0									
		OBSTACLE SCORE	-1/2	-1/2	-1/2	-1/2	0									0
			69		68											
2	127	PENALTY						11	35			1				
		OBSTACLE SCORE	+1/2	+1/2	0	+1/2	-1/2	-1/2	-1	0	+1/2	0			11	59
			71				71		68 1/2		59 1/2		60		59	
3	261	PENALTY									1/2	1/2	11			
		OBSTACLE SCORE	+1/2	+1/2	+1/2	+1/2	0	0	+1/2	0	+1/2	-1/2				69 1/2
			71		72				72 1/2							
4	229	PENALTY														
		OBSTACLE SCORE	+1/2	+1/2	-1/2	0	-1/2	0	+1/2	-1/2	+1/2	0				70 1/2
			71				70				70 1/2					
5	142	PENALTY					1/2				11					
		OBSTACLE SCORE	0	0	0	0	0	0	+1/2	-1/2	-1/2	0			2 1/2	67
									70		67					
6	132	PENALTY														
		OBSTACLE SCORE	0	+1/2	0	0	0	0	0	+1/2	+1/2	0				71 1/2
									71							
7	186	PENALTY									1/2					
		OBSTACLE SCORE	0	0	0	0	0	0	0	0	+1/2	0				70
8	180	PENALTY							1		1/2					
		OBSTACLE SCORE	+1/2	0	+1/2	0	0	0	0	0	0	+1/2				70
			71						70							
9	158	PENALTY					0									
		OBSTACLE SCORE	+1/2	+1/2	0											0
			71													
10	129	PENALTY														
		OBSTACLE SCORE	+1/2	+1/2	0	0	0	0	0	0	+1/2	+1/2				72
			71													

JUDGES SIGNATURE

*Dan Lee*

# TRAIL SCORE SHEET

Level 1

JUDGE	WRIGHT
CLASS	L1
DATE	7/15

OBSTACLE SCORES: -1/2 Extremely Poor, -1 Very Poor, -1/2 Poor, 0 Correct, +1/2 Good, +1 Very Good, +1 1/2 Excellent

OBSTACLE DESCRIPTION: Jog, Jog, U Lope, Jog, U Lope, U Lope, Walk, Side Pass, Walk, R/F Gate

WORKING ORDER	ENTRY NUMBER	OBSTACLE	1	2	3	4	5	6	7	8	9	10	11	12	PENALTY TOTAL	FINAL SCORE
11	154	PENALTY														
		OBSTACLE SCORE	0	0	0	0	0	0	+1/2	0	1/2	+1/2	0			70 1/2
70 1/2																
12	256	PENALTY														
		OBSTACLE SCORE	+1/2	+1	+1/2	+1/2	+1/2	+1/2	+1/2	+1/2	+1/2	+1	+1			76 1/2
72                      73                      74                      75 1/2																
13	234	PENALTY														
		OBSTACLE SCORE	0	0	-1/2	0	0	0	0	0	+1/2	0				70
70																
14	219	PENALTY			110											0
		OBSTACLE SCORE	+1/2	+1/2												
15	245	PENALTY			0											0
		OBSTACLE SCORE	0	-1/2												
16	225	PENALTY							10							0
		OBSTACLE SCORE	+1/2	+1/2	+1/2	+1/2	0									
71                      72																
17	730	PENALTY														
		OBSTACLE SCORE	0	0	0	0	0	0	0	0	+1/2	1/25			5 1/2	64
-1																
18	246	PENALTY														
		OBSTACLE SCORE	+1/2	+1	+1/2	+1/2	+1/2	+1/2	0	+1/2	+1/2	+1/2				75
72                      73                      74																
19	228	PENALTY		1		1										
		OBSTACLE SCORE	0	-1	-1/2	-1/2	-1	-1	0	-1/2	0	0			2	63 1/2
64																
20	148	PENALTY					1/21					1				
		OBSTACLE SCORE	0	0	0	0	-1	-1/2	0	0	+1/2	-1/2			2 1/2	66
67                      67 1/2                      66																

JUDGES SIGNATURE

*[Handwritten Signature]*

# TRAIL SCORE SHEET

Level 1

JUDGE	WRIGHT
CLASS	L1
DATE	7/15

OBSTACLE SCORES: -1/2 Extremely Poor, -1 Very Poor, -1/2 Poor, 0 Correct, +1/2 Good, +1 Very Good, +1 1/2 Excellent

WORKING ORDER	ENTRY NUMBER	OBSTACLE	OBSTACLE DESCRIPTION												PENALTY TOTAL	FINAL SCORE			
			1	2	3	4	5	6	7	8	9	10	11	12					
21	285	PENALTY	1/2																
		OBSTACLE SCORE	0	+1/2	+1/2	+1/2	+1/2	+1/2	0	0	0	+1/2	0						0
						71			70 1/2										
22	272	PENALTY	1										1						
		OBSTACLE SCORE	0	+1/2	+1/2	+1/2	+1	+1/2	+1/2	0	+1/2	0						2	72
			69		70				72										
23	231	PENALTY			1		13	1	1										
		OBSTACLE SCORE	0	0	-1/2	-1/2	-1	-1	-1/2	-1/2	0	-1/2						7	58 1/2
						63	61					58 1/2							
24	152	PENALTY			1		1/2												
		OBSTACLE SCORE	0	+1/2	-1/2	0	0	0	0	0	+1/2	+1/2						1 1/2	69 1/2
					69						69								
25	197	PENALTY								1									
		OBSTACLE SCORE	0	+1/2	+1/2	+1/2	+1/2	+1/2	0	0	+1	+1/2						1	73
					71		72		71 1/2		72 1/2								
		PENALTY																	
		OBSTACLE SCORE																	
		PENALTY																	
		OBSTACLE SCORE																	
		PENALTY																	
		OBSTACLE SCORE																	

JUDGES SIGNATURE

*[Handwritten Signature]*

CLASS: LI

JUDGE: WRIGHT

SCORE	#	#	#	SCORE	#	#	#	SCORE	#	#	Working Order
100				77.5				55			1
99.5				77				54.5			2
99				76.5	256			54			3
98.5				76				53.5			4
98				75.5				53			5
97.5				75	246			52.5			6
97				74.5				52			7
96.5				74				51.5			8
96				73.5				51			9
95.5				73	197			50.5			10
95				72.5				50			11
94.5				72	129	272		49.5			12
94				71.5	132			49			13
93.5				71				48.5			14
93				70.5	229	154		48			15
92.5				70	186	180	234	47.5			16
92				69.5	261	152		47			17
91.5				69				46.5			18
91				68.5				46			19
90.5				68				45.5			20
90				67.5				45			21
89.5				67	142			44.5			22
89				66.5				44			23
88.5				66	148			43.5			24
88				65.5				43			25
87.5				65				42.5			26
87				64.5				42			27
86.5				64	730			41			28
86				63.5	228			5			29
85.5				63				41			30
85				62.5				40			31
84.5				62				5			32
84				61.5				40			33
83.5				61				35.5			34
83				60.5				30 & ↓			35
82.5				60							36
82				59.5							37
81.5				59	127						38
81				58.5	231			0	899		39
80.5				58				0	158		40
80				57.5				0	219		41
79.5				57				0	245		42
79				56.5				0	225		43
78.5				56				0	285		44
78				55.5				0			45

# TRAIL SCORE SHEET

Level 1

JUDGE	WRIGHT
CLASS	L1 SELECT Am
DATE	7/15

OBSTACLE SCORES: -1/2 Extremely Poor, -1 Very Poor, -1/2 Poor, 0 Correct, +1/2 Good, +1 Very Good, +1 1/2 Excellent

WORKING ORDER	ENTRY NUMBER	OBSTACLE	OBSTACLE DESCRIPTION												PENALTY TOTAL	FINAL SCORE		
			1	2	3	4	5	6	7	8	9	10	11	12				
1	222	PENALTY			3		3		1								7	62
		OBSTACLE SCORE	+1/2	+1/2	-1	0	-1	0	-1/2	0	+1/2	0						
			67			63			62									
2	150	PENALTY			13		13		1								9	57
		OBSTACLE SCORE	0	0	-1	-1	-1	-1/2	-1/2	-1/2	+1/2	0						
			65			59			57									
3	214	PENALTY					11	13		3		50						0
		OBSTACLE SCORE	0	+1/2	0	0	-1	-1	-1/2	-1	0							
						62 1/2			62			58						
4	243	PENALTY			30													0
		OBSTACLE SCORE	0	+1/2														
5	148	PENALTY		1	3		1/2	133									11 1/2	56
		OBSTACLE SCORE	+1/2	-1	-1	0	0	-1	0	-1/2	+1/2	0						
									56									
6	235	PENALTY																70 1/2
		OBSTACLE SCORE	0	0	0	0	+1/2	0	0	0	0	0						
7	817	PENALTY					330											0
		OBSTACLE SCORE	0	0	0	0												
8	221	PENALTY			3												3	61 1/2
		OBSTACLE SCORE	0	0	-1	0	-1	-1	-1/2	-1	0	-1						
						65			64			62 1/2						
9	111	PENALTY						1									1	71
		OBSTACLE SCORE	+1/2	+1/2	0	+1/2	-1/2	-1/2	+1/2	0	+1/2	+1/2						
			71			69 1/2			70			70 1/2			71			
10		PENALTY																
		OBSTACLE SCORE																

JUDGES SIGNATURE

*[Signature]*

CLASS: L1 Select

JUDGE: Wright

SCORE	#	#	#	SCORE	#	#	#	SCORE	#	#	Working Order
100				77.5				55			1
99.5				77				54.5			2
99				76.5				54			3
98.5				76				53.5			4
98				75.5				53			5
97.5				75				52.5			6
97				74.5				52			7
96.5				74				51.5			8
96				73.5				51			9
95.5				73				50.5			10
95				72.5				50			11
94.5				72				49.5			12
94				71.5				49			13
93.5				71	111			48.5			14
93				70.5	235			48			15
92.5				70				47.5			16
92				69.5				47			17
91.5				69				46.5			18
91				68.5				46			19
90.5				68				45.5			20
90				67.5				45			21
89.5				67				44.5			22
89				66.5				44			23
88.5				66				43.5			24
88				65.5				43			25
87.5				65				42.5			26
87				64.5				42			27
86.5				64				41			28
86				63.5				5			29
85.5				63				41			30
85				62.5				40			31
84.5				62	222			5			32
84				61.5	221			40			33
83.5				61				35.5			34
83				60.5				30 & ↓			35
82.5				60							36
82				59.5							37
81.5				59							38
81				58.5				0	214		39
80.5				58				0	243		40
80				57.5				0	817		41
79.5				57	150			0			42
79				56.5				0			43
78.5				56	148			0			44
78				55.5				0			45