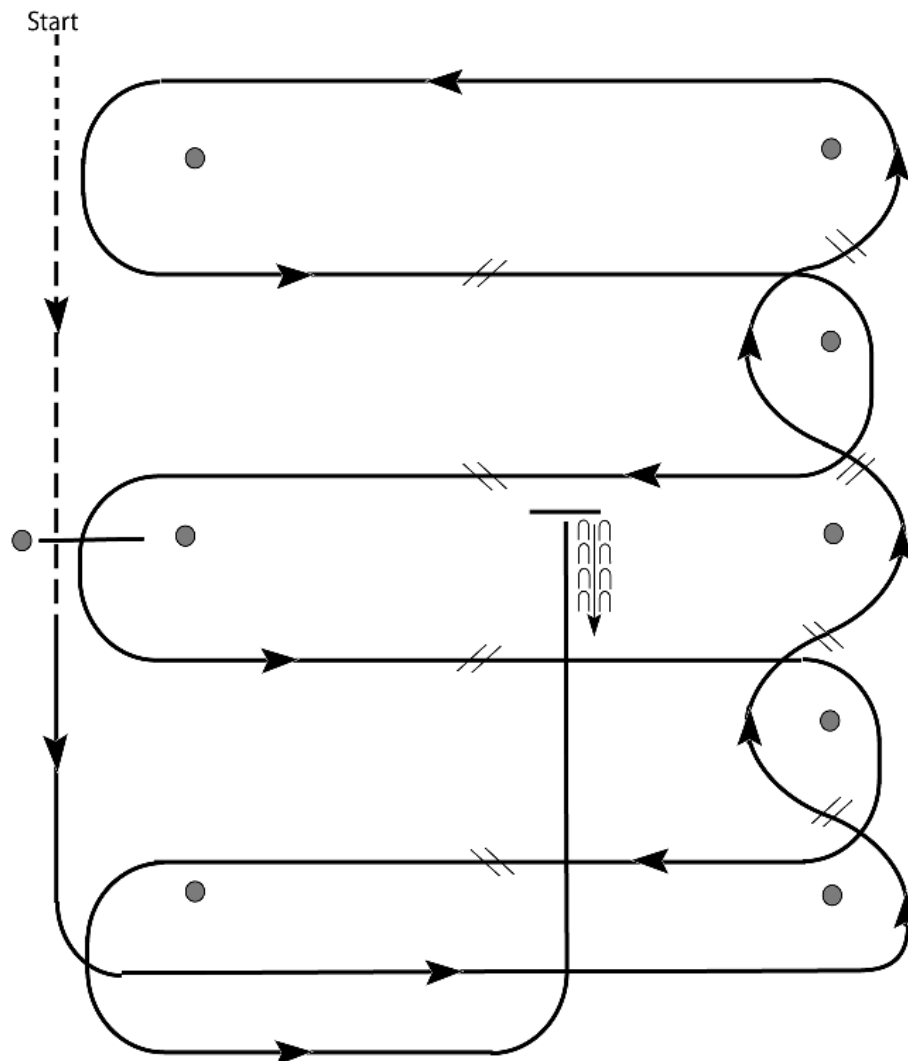


# 2022 Region 6 Championship Show

## Western Riding (Open, Amateur, Youth)

Show Date: 07-22-2022



1. Walk and jog over log.
2. Transition to lope and lope around end.
3. First line change.
4. Second line change.
5. Third line change.
6. Fourth line change and lope around the end of the arena.
7. First crossing change.
8. Second crossing change.
9. Lope over log.
10. Third crossing change.
11. Fourth crossing change.
12. Lope up the center, stop and back.

[WR/OP-1]

Pattern Provided by:

*The Judges*

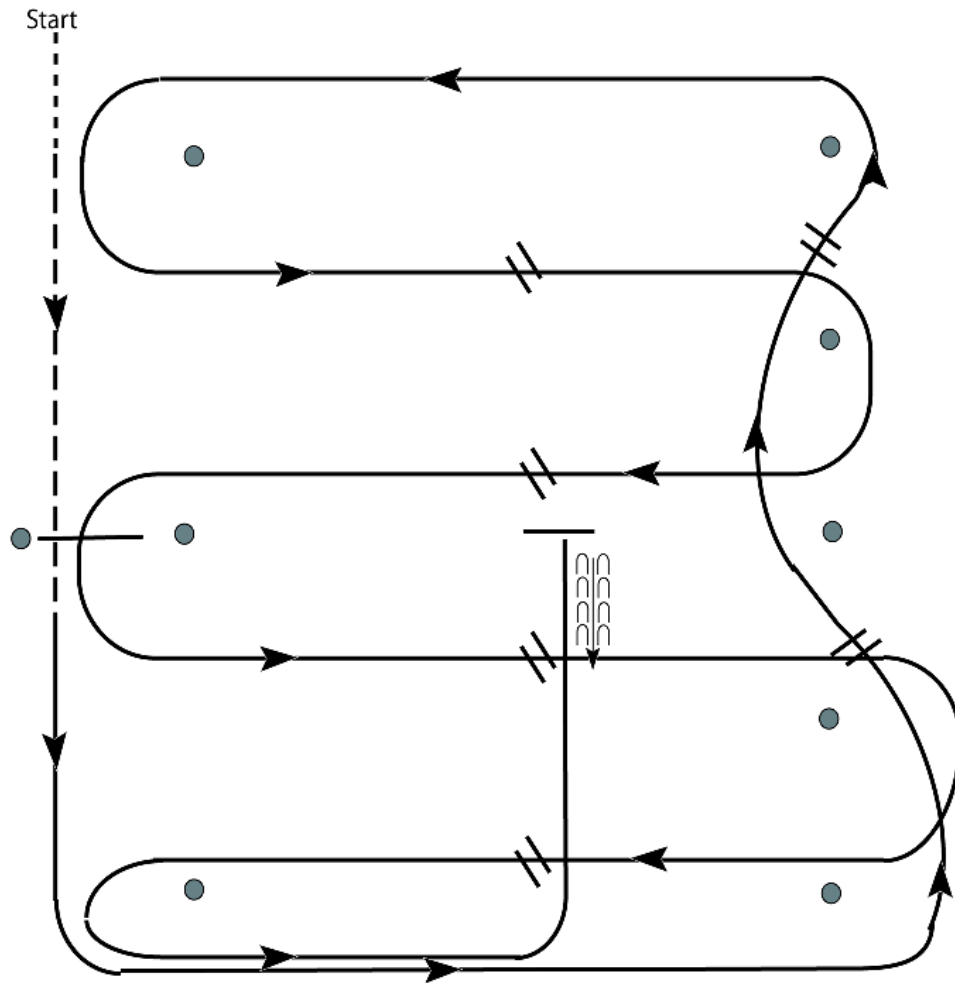
w w w . H o r s e S h o w P a t t e r n s . c o m

w w w . H o r s e S h o w P a t t e r n s . c o m

# 2022 Region 6 Championship Show

## Western Riding (Level 1/Green)

Show Date: 07-22-2022



1. Walk at least 15' & jog over log.
2. Transition to left lead and lope around end.
3. First line change.
4. Second line change. Lope around end of arena
5. First crossing change.
6. Second crossing change.
7. Lope over log.
8. Third crossing change.
9. Fourth crossing change.
10. Lope up the center, stop and back.

[WR/GP-1]

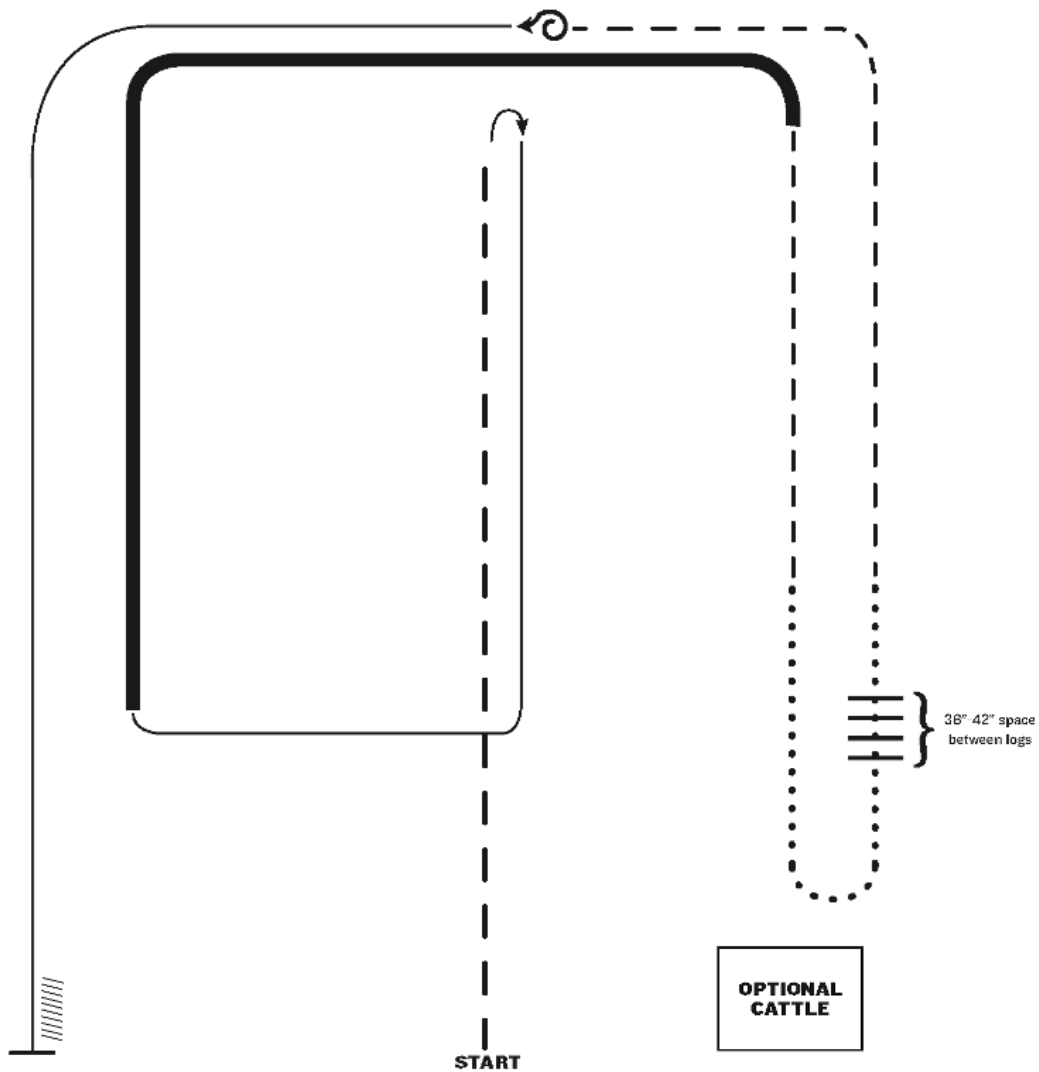
Pattern Provided by:

*The Judges*

# 2022 Region 6 Championship Show

## Ranch Riding (All Ranch)

Show Date: 07-22-2022



1. Extended trot
2. Stop, rollback right
3. Lope right lead
4. Extended lope (right lead)
5. Trot
6. Walk
7. Walk over logs
8. Walk
9. Trot
10. Stop, 360 left
11. Lope left lead
12. Stop and back

Note: The drawn description of this pattern is only intended for the general depiction of the pattern. Exhibitors should utilize the arena space to best exhibit their horses.

[RR/AQHA-15]

Pattern Provided by:

*The Judges*

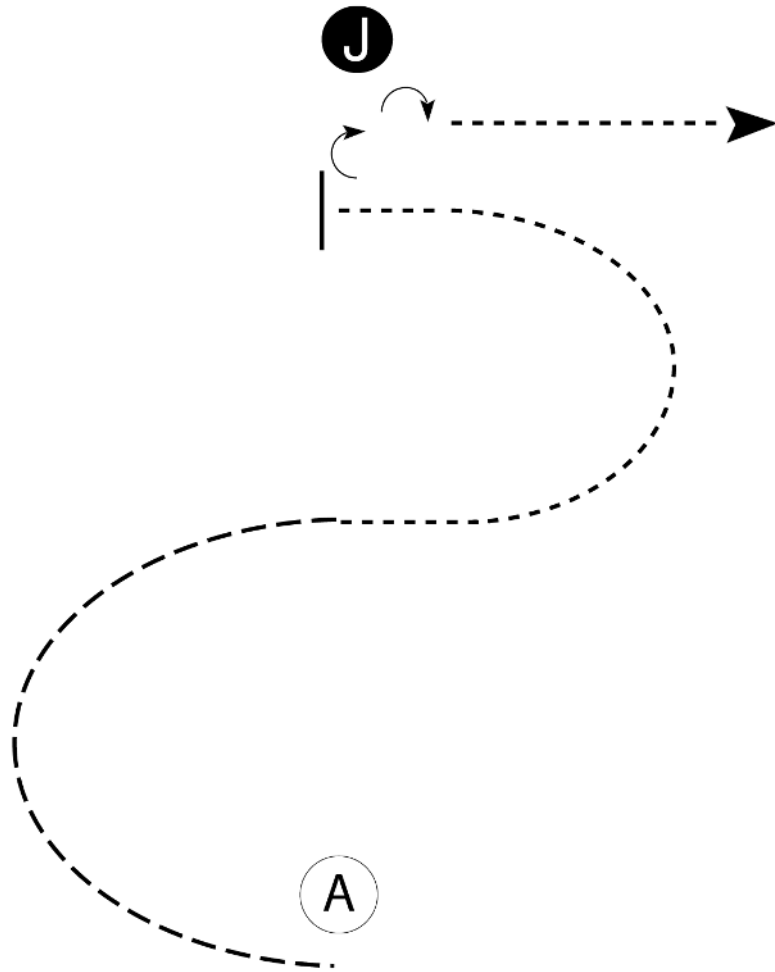
# 2022 Region 6 Championship Show

## Showmanship (Small Fry/EWD)

Show Date: 07-22-2022

w w w . H o r s e S h o w P a t t e r n s . c o m

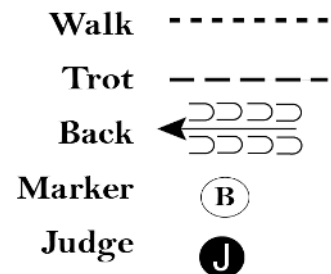
w w w . H o r s e S h o w P a t t e r n s . c o m



Be ready at A.

1. Trot a half circle to center of pattern.
2. Break to a walk and walk a half circle.
3. Stop, perform a 1/4 turn, and set up for inspection.
4. When dismissed, perform a 1/4 turn.
5. Walk to exit.

Follow the instructions of your ring steward.



[S/WT-86]

Pattern Provided by:  
*The Judges*

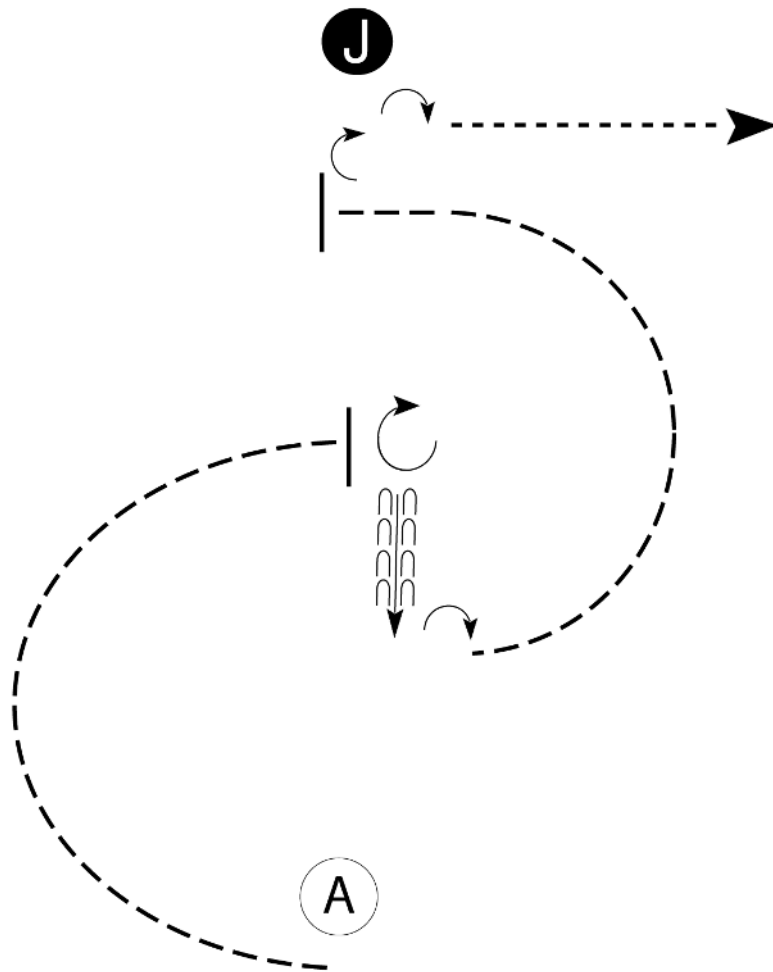
# 2022 Region 6 Championship Show

## Showmanship (Level 1)

Show Date: 07-22-2022

w w w . H o r s e S h o w P a t t e r n s . c o m

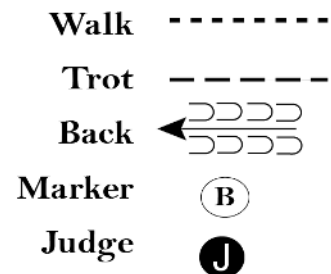
w w w . H o r s e S h o w P a t t e r n s . c o m



Be ready at A.

1. Trot a half circle to center of pattern.
2. Stop and perform a 3/4 turn.
3. Back one horse length.
4. Perform a 1/4 turn.
5. Trot a half circle.
6. Perform a 1/4 turn and set up for inspection.
7. When dismissed, perform a 1/4 turn.
8. Walk to exit.

Follow the instructions of your ring steward.



[S/1-86]

Pattern Provided by:  
*The Judges*

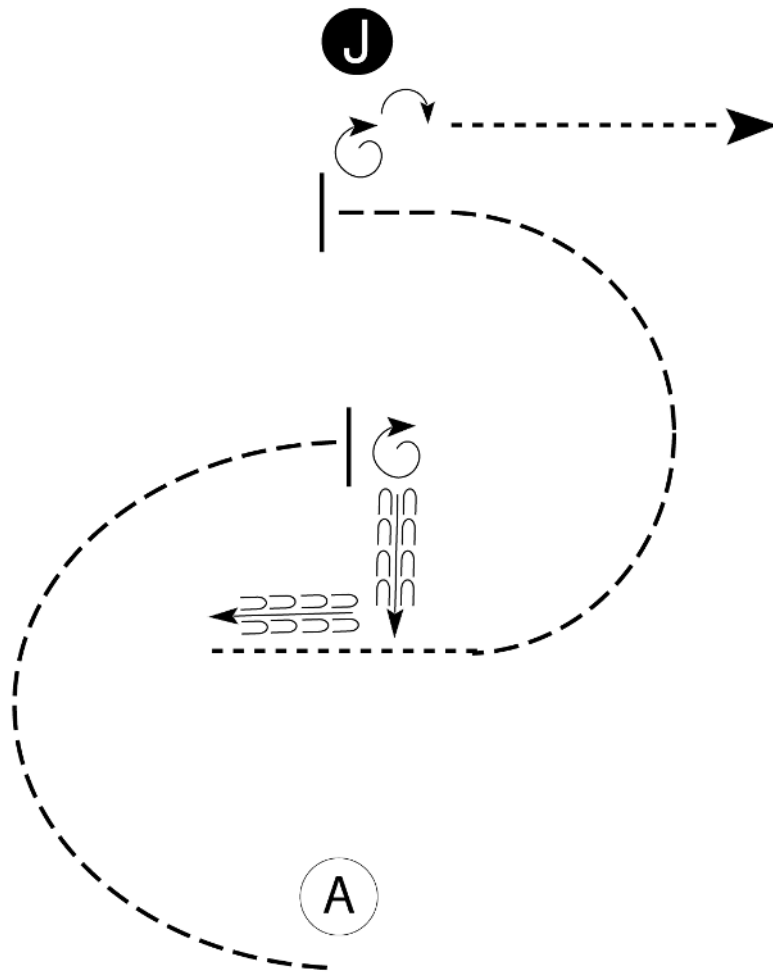
# 2022 Region 6 Championship Show

## Showmanship (13&Under, 14-18, Amateur and Select)

Show Date: 07-22-2022

w w w . H o r s e S h o w P a t t e r n s . c o m

w w w . H o r s e S h o w P a t t e r n s . c o m



Be ready at A.

1. Trot a half circle to center of pattern.
2. Stop and perform a 1 3/4 turn.
3. Back a square corner.
4. Walk 2-3 horse lengths.
5. Trot a half circle.
6. Perform a 1 1/4 turn and set up for inspection.
7. When dismissed, perform a 1/4 turn.
8. Walk to exit.

Follow the instructions of your ring steward.

Walk	-----
Trot	- - - - -
Back	← ← ← ← ←
Marker	Ⓟ
Judge	Ⓝ

[S/3-86]

Pattern Provided by:  
*The Judges*

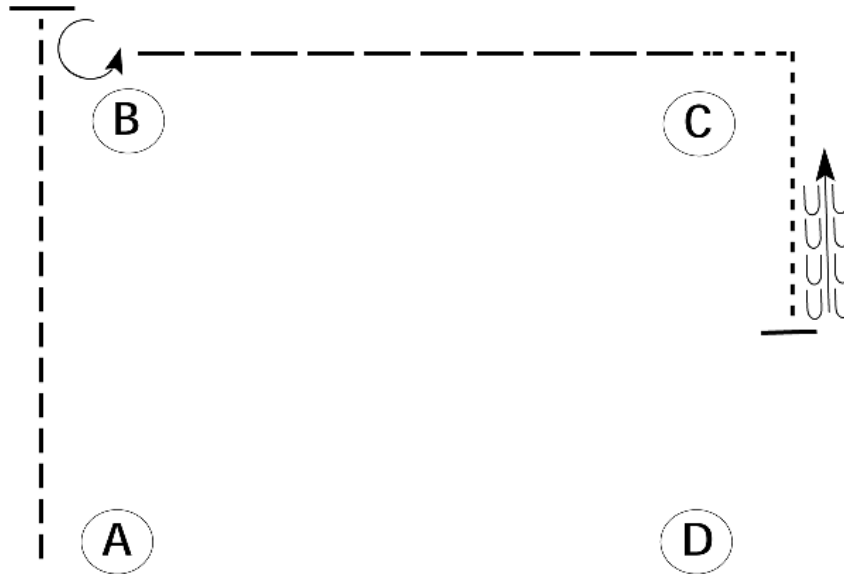
# 2022 Region 6 Championship Show

## Horsemanship (Level 1 Walk Trot/Small Fry)

Show Date: 07-22-2022

w w w . H o r s e S h o w P a t t e r n s . c o m

w w w . H o r s e S h o w P a t t e r n s . c o m



Be ready at A.

1. Jog from A past B.
2. Stop past B and perform a 270 degree turn to the left.
3. Extended jog to C.
4. Break to a walk and walk around C and halfway to D.
5. Stop and back approximately one horse length.

Follow the instructions of your ring steward.

Walk	-----
Jog	- - - - -
Extended Jog	— — — —
Lope	————
Lead Change	— / —
Back	← — — — —
Marker	(B)

[WH/WT-88]

Pattern Provided by:

*The Judges*

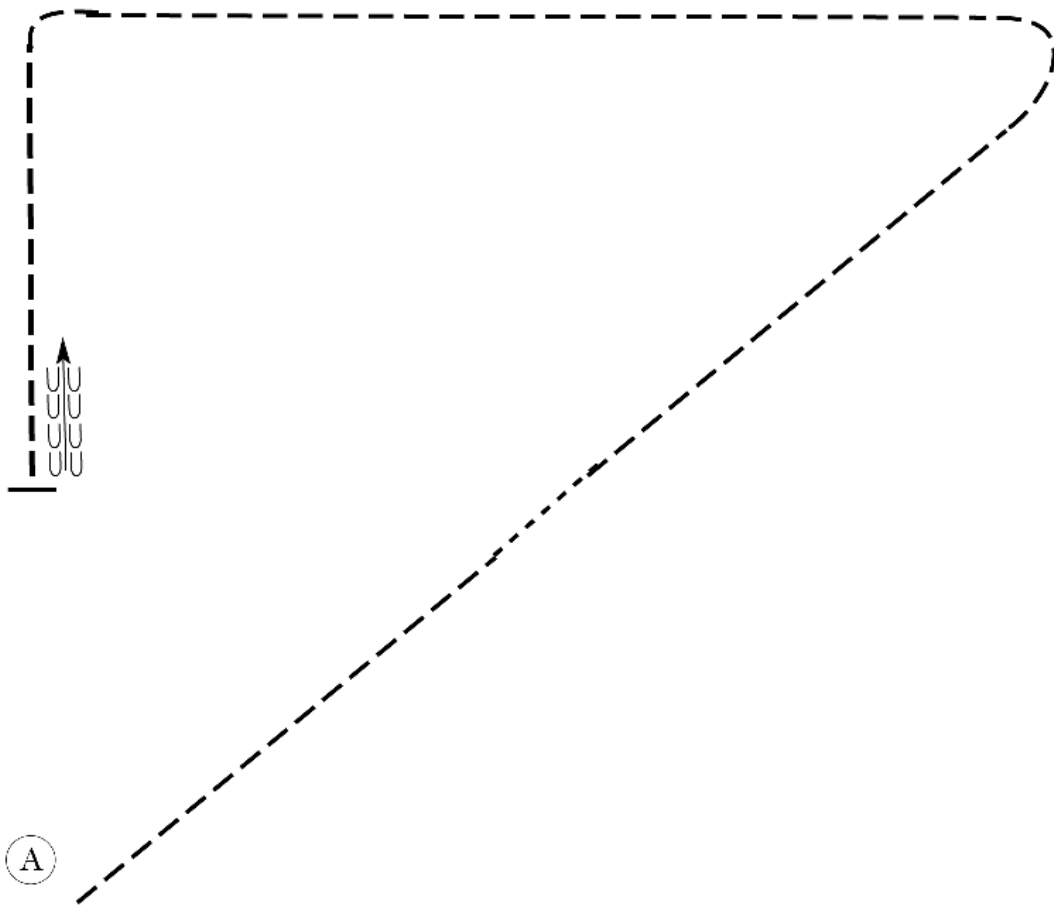
# 2022 Region 6 Championship Show

## Hunt Seat Equitation (Level 1 Walk Trot/Small Fry)

Show Date: 07-22-2022

w w w . H o r s e S h o w P a t t e r n s . c o m

w w w . H o r s e S h o w P a t t e r n s . c o m



Be ready at A.

1. Trot right diagonal.
2. Walk 10 steps.
3. Trot on the left diagonal to the corner.
4. Change diagonals and trot to next corner.
5. At corner, perform a sitting trot halfway to A.
6. Stop when halfway to A and back approximately one horse length.

Walk	-----
Trot	- - - - -
Extended Trot	-----
Canter	-----
Leg Yield	
Lead Change	↘
Back	←←←←←
Marker	⊙
Sidepass	←←←←←
Hand Gallop	-----

[HSE/WT-106]

Pattern Provided by:

*The Judges*



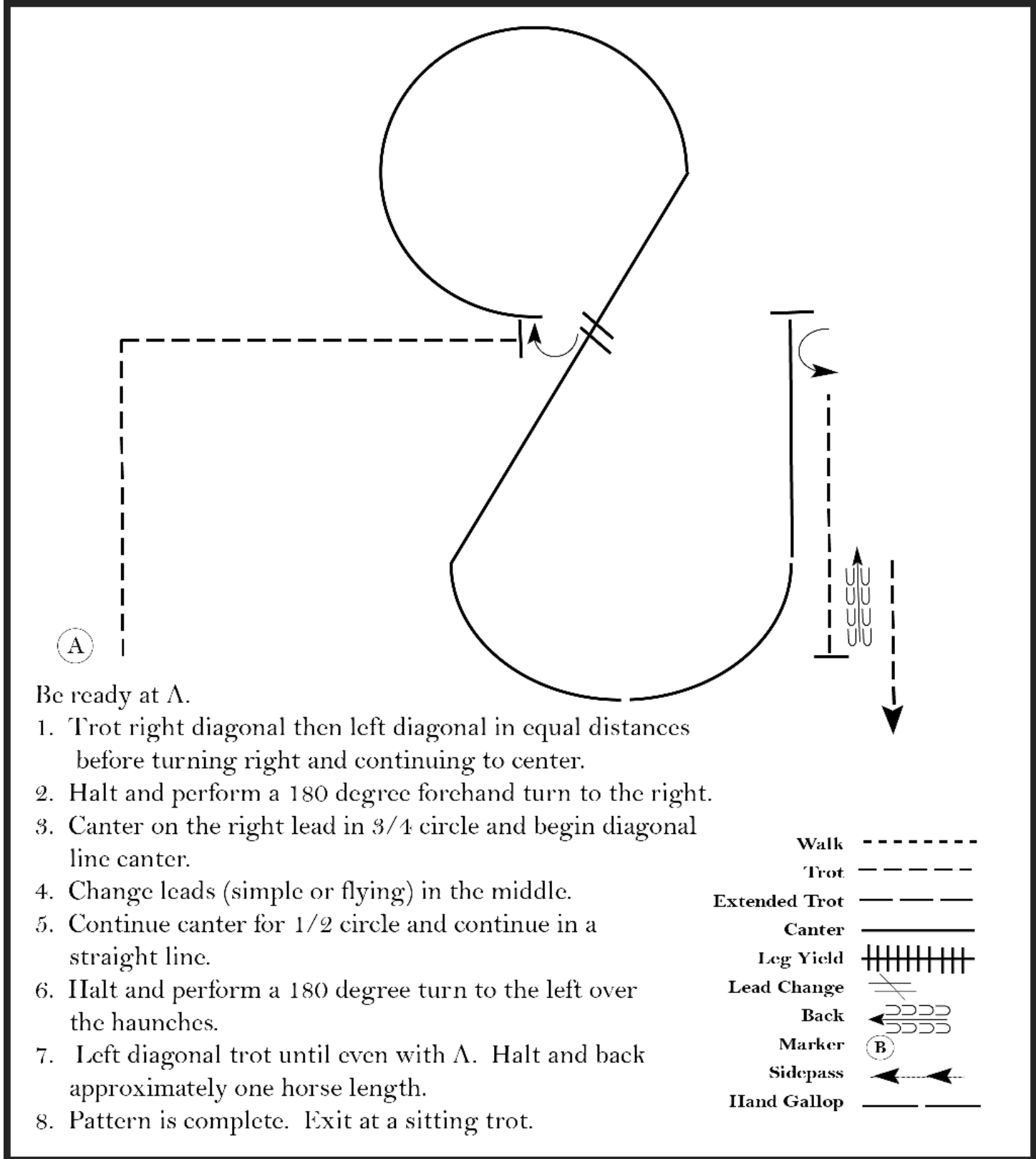
# 2022 Region 6 Championship Show

## Hunt Seat Equitation (Level 1)

Show Date: 07-22-2022

www.HorseShowPatterns.com

www.HorseShowPatterns.com



Be ready at A.

1. Trot right diagonal then left diagonal in equal distances before turning right and continuing to center.
2. Halt and perform a 180 degree forehand turn to the right.
3. Canter on the right lead in 3/4 circle and begin diagonal line canter.
4. Change leads (simple or flying) in the middle.
5. Continue canter for 1/2 circle and continue in a straight line.
6. Halt and perform a 180 degree turn to the left over the haunches.
7. Left diagonal trot until even with A. Halt and back approximately one horse length.
8. Pattern is complete. Exit at a sitting trot.

Walk	-----
Trot	- - - - -
Extended Trot	- - - - -
Canter	—————
Leg Yield	
Lead Change	///
Back	←←←←←
Marker	Ⓚ
Sidepass	←- - - -→
Hand Gallop	-----

[HSE/2-80]

**Pattern Provided by:**  
*The Judges*

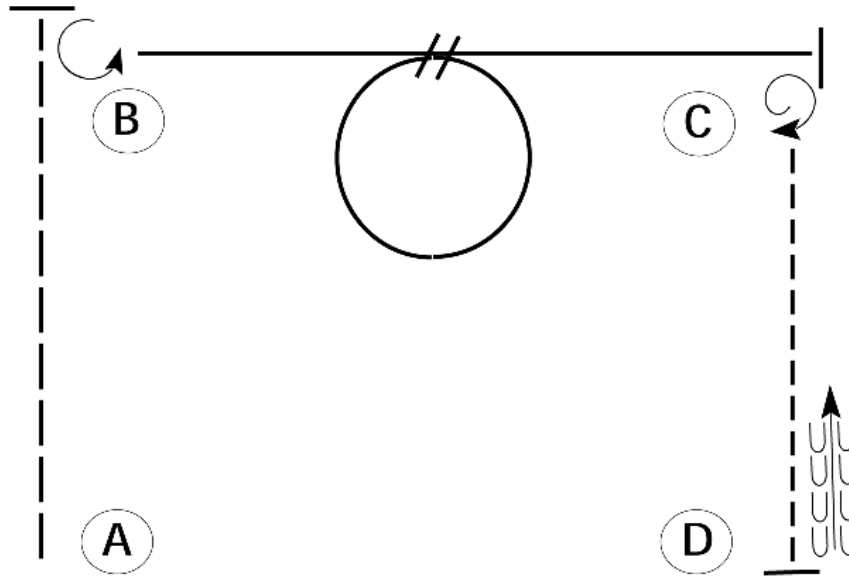
# 2022 Region 6 Championship Show

## Horsemanship (Level 1)

Show Date: 07-22-2022

w w w . H o r s e S h o w P a t t e r n s . c o m

w w w . H o r s e S h o w P a t t e r n s . c o m



Be ready at A.

1. Extended trot from A past B.
2. Stop past B and perform a 270 degree turn to the left.
3. Lope on the left lead halfway to C.
4. Change leads and perform a small, slow circle to the right.
5. Continue to lope past C and stop.
6. Perform a 1 1/4 turn to the right.
7. Jog to D.
8. Stop and back approximately one horse length.

Follow the instructions of your ring steward.

Walk	-----
Jog	-----
Extended Jog	-----
Lope	-----
Lead Change	//
Back	←
Marker	(B)

[WH/3-89]

Pattern Provided by:

*The Judges*

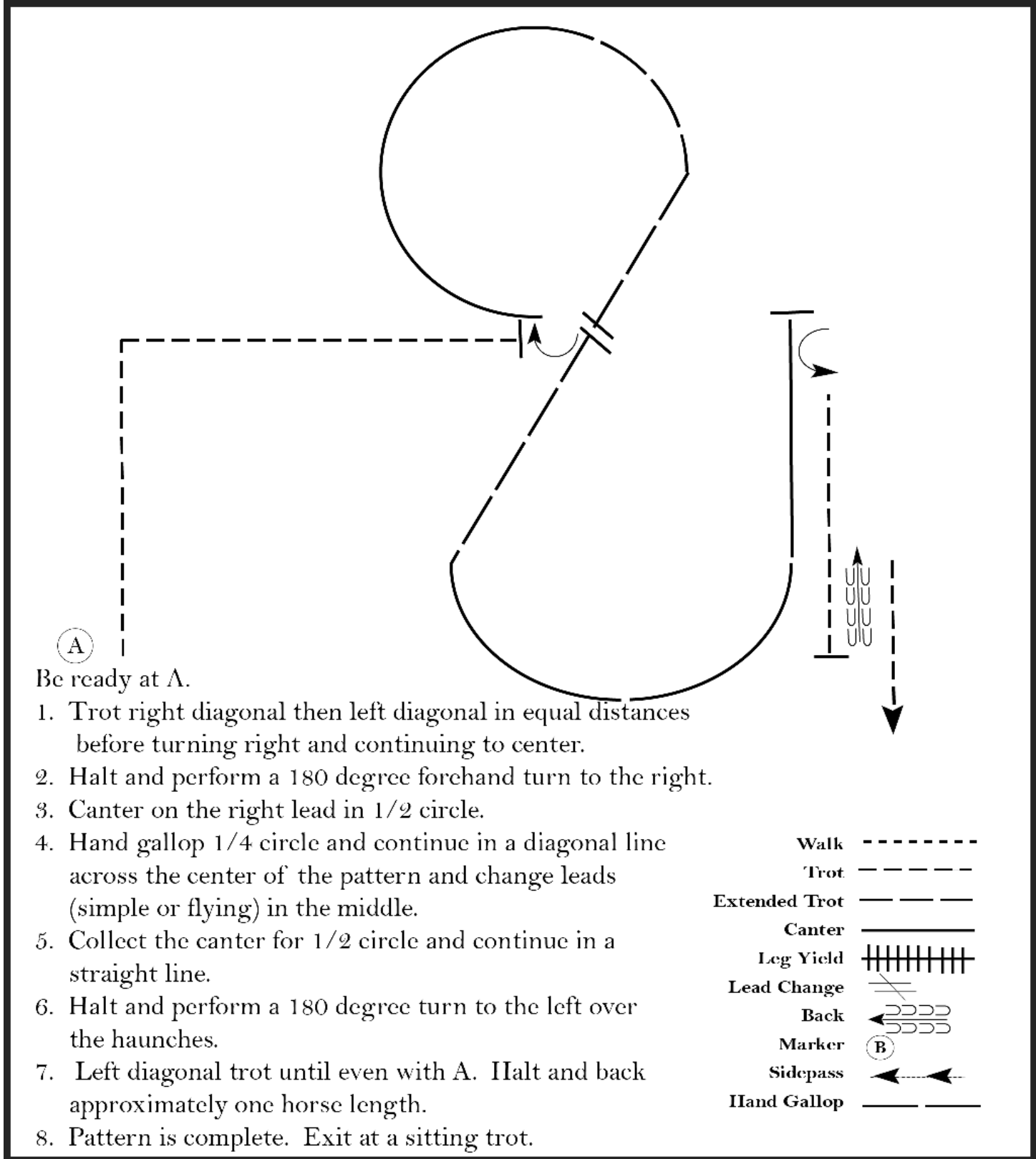
# 2022 Region 6 Championship Show

## Hunt Seat Equitation (13&Under, 14-18, Amateur and Select)

Show Date: 07-22-2022

www.HorseShowPatterns.com

www.HorseShowPatterns.com



A

Be ready at A.

1. Trot right diagonal then left diagonal in equal distances before turning right and continuing to center.
2. Halt and perform a 180 degree forehand turn to the right.
3. Canter on the right lead in 1/2 circle.
4. Hand gallop 1/4 circle and continue in a diagonal line across the center of the pattern and change leads (simple or flying) in the middle.
5. Collect the canter for 1/2 circle and continue in a straight line.
6. Halt and perform a 180 degree turn to the left over the haunches.
7. Left diagonal trot until even with A. Halt and back approximately one horse length.
8. Pattern is complete. Exit at a sitting trot.

Walk	.....
Trot	-----
Extended Trot	-----
Canter	—————
Leg Yield	
Lead Change	////
Back	←←←
Marker	(B)
Sidepass	←-----→
Hand Gallop	-----

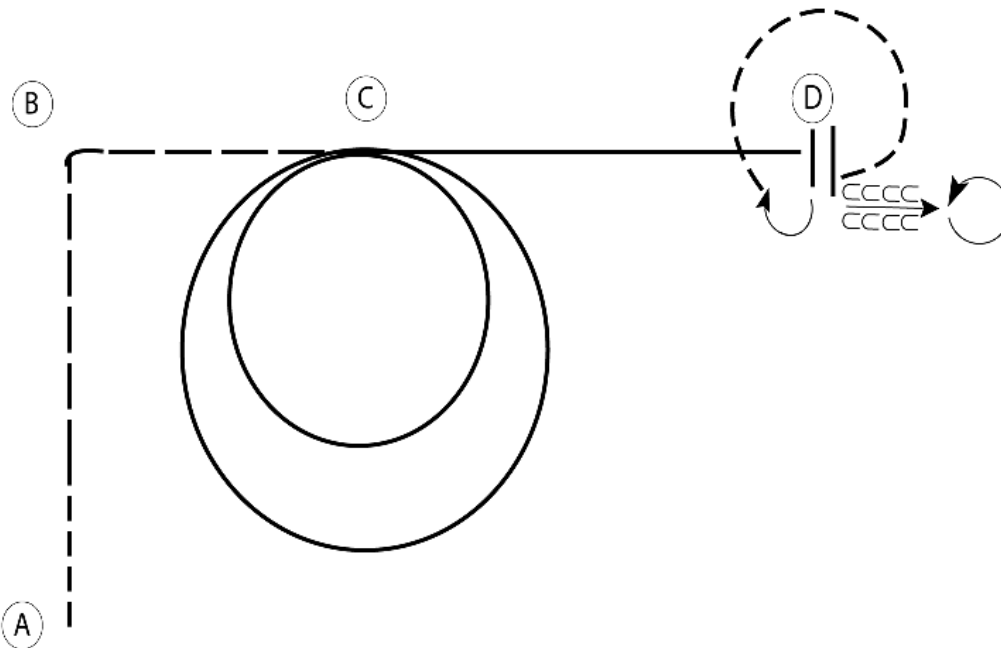
[HSE/3-80]

**Pattern Provided by:**  
*The Judges*

# 2022 Region 6 Championship Show

## Horsemanship (13&Under, 14-18, Amateur and Select)

Show Date: 07-22-2022



Be ready at A.

1. Jog 2 strides from A.
2. Extend the jog to B around the square corner and to C.
3. Pick up the right lead and lope a small slow circle to the right.
4. Return to C and lope a larger circle with speed at C.
5. Continue on the right lead to D.
6. Stop at D. Turn 180 degrees to the right.
7. Jog a circle around D.
8. Stop at D and back approximately one horse length.
9. Turn 360 degrees to the left.
10. Follow the instructions of your ring steward.

<b>Walk</b>	-----
<b>Jog</b>	-----
<b>Extended Jog</b>	-----
<b>Lope</b>	—————
<b>Leg Yield</b>	
<b>Lead Change</b>	—/—
<b>Back</b>	← ← ←
<b>Marker</b>	Ⓚ
<b>Sidepass</b>	←-----→

[WH/3-5]

**Pattern Provided by:**

*The Judges*

www.HorseShowPatterns.com

www.HorseShowPatterns.com