

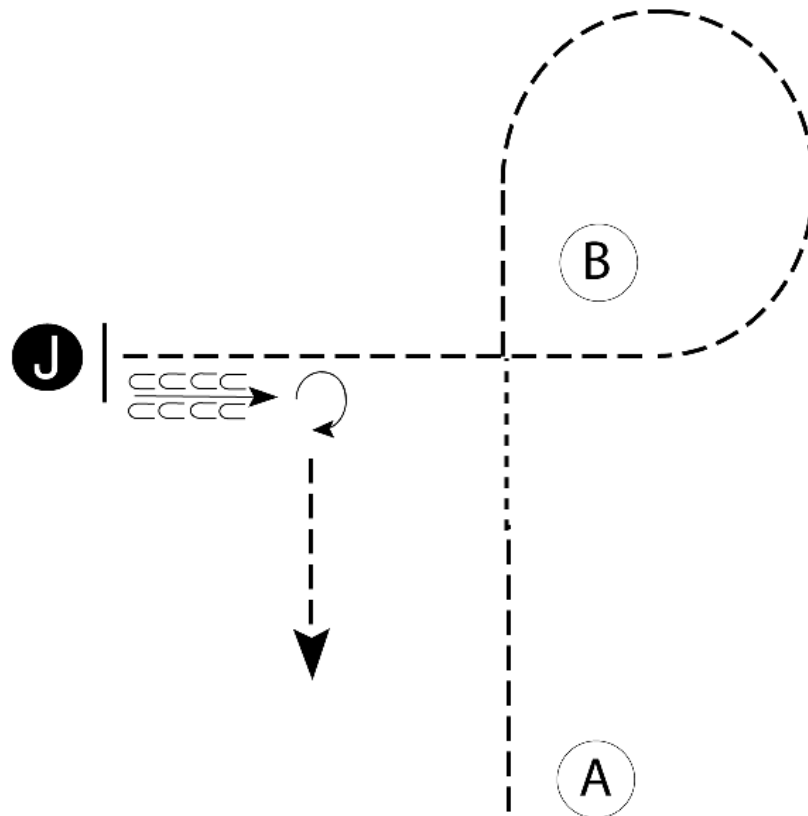
2023 Region 6 Super Six

Showmanship (Level 1)

Show Date: 07-17-2023

w w w . H o r s e S h o w P a t t e r n s . c o m

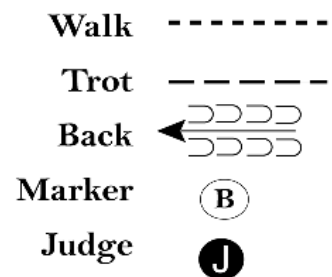
w w w . H o r s e S h o w P a t t e r n s . c o m



Be ready at A.

1. Trot halfway to B.
2. Walk two horse lengths.
3. Trot to and around B as shown.
4. Trot to the judge. Stop and set up for inspection.
5. When dismissed, back approximately 2 horse lengths.
6. Perform a 270 degree turn and trot straight away.

Follow the instructions of your ring steward.



[S/1-78]

Pattern Provided by:

The Judges

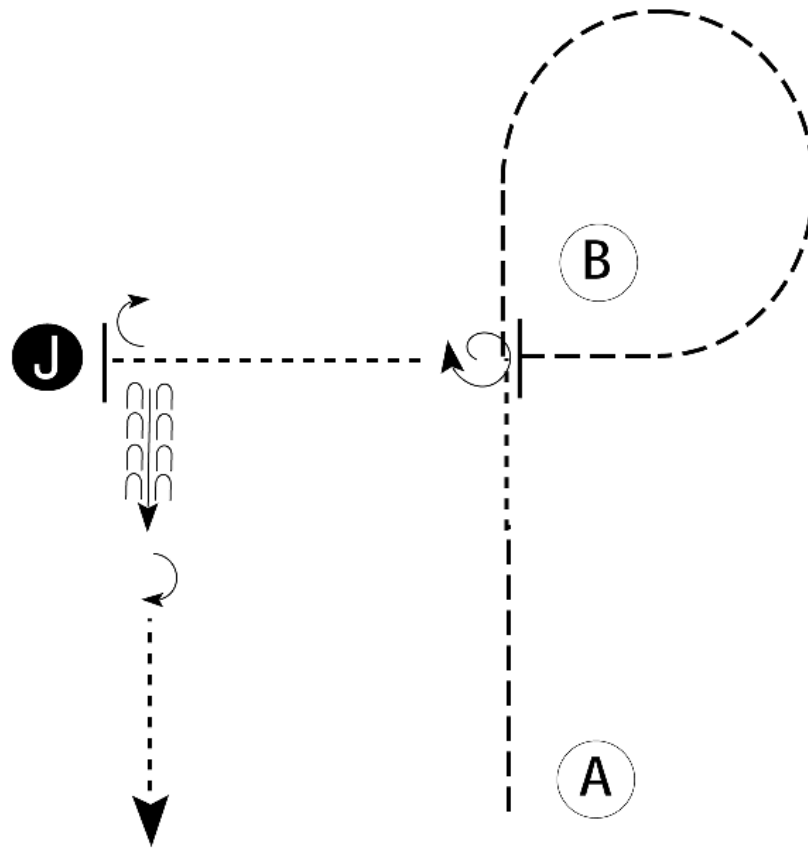
2023 Region 6 Super Six

Showmanship (13&Under,14-18,Amateur, Select)

Show Date: 07-17-2023

w w w . H o r s e S h o w P a t t e r n s . c o m

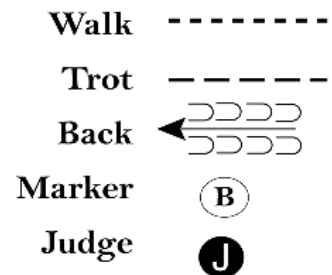
w w w . H o r s e S h o w P a t t e r n s . c o m



Be ready at A.

1. Trot halfway to B.
2. Walk two horse lengths.
3. Trot to and around B as shown.
4. Trot past B and stop. Perform a 360 degree turn.
5. Walk to judge and set up for inspection.
6. When dismissed, perform a 90 degree turn and back approximately 2 horse lengths.
7. Perform a 180 degree turn and walk straight away.

Follow the instructions of your ring steward.



[S/3-78]

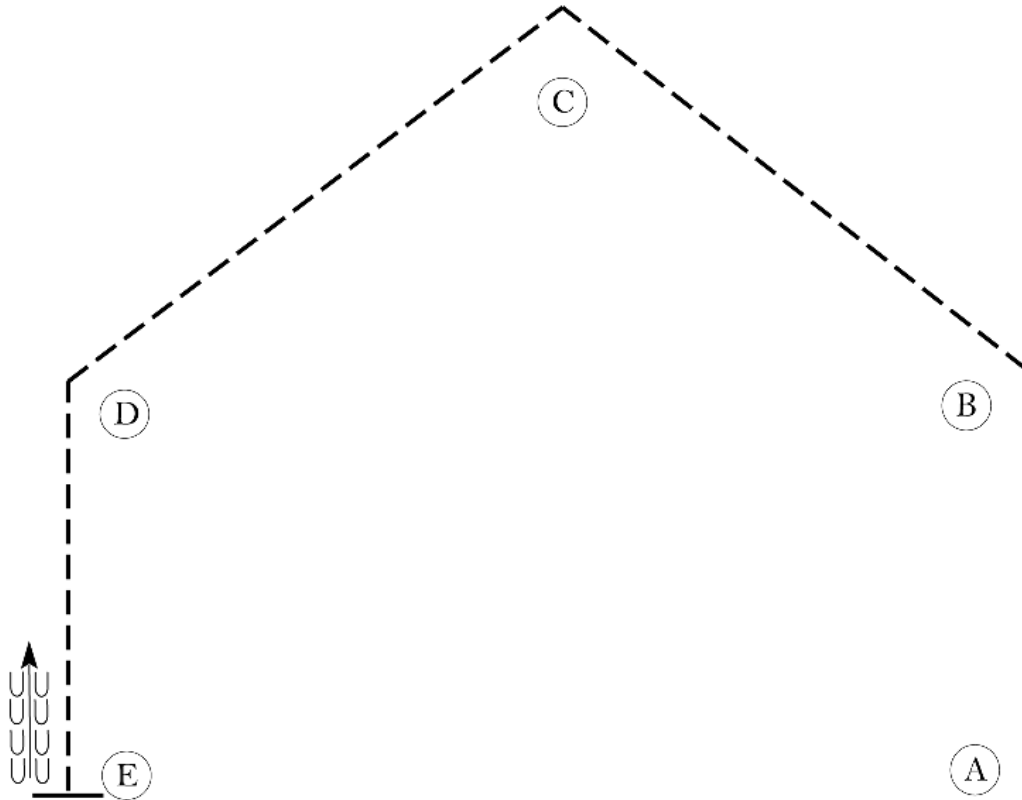
Pattern Provided by:

The Judges

2023 Region 6 Super Six

Hunt Seat Equitation (Level 1 Walk/Trot/Small Fry/EWD)

Show Date: 07-17-2023



Be ready at A.

1. Walk to B.
2. Trot on the left diagonal to C.
3. Change diagonals and trot on the right diagonal to D.
4. Sitting trot to E.
5. Halt at E and back approximately one horse length.

When dismissed, follow the instructions of your ring steward.

Walk	-----
Trot	- - - - -
Extended Trot	-----
Canter	—————
Leg Yield	
Lead Change	— / —
Back	←←←←←
Marker	(B)
Sidepass	← - - - - →
Hand Gallop	—————

[HSE/WT-37]

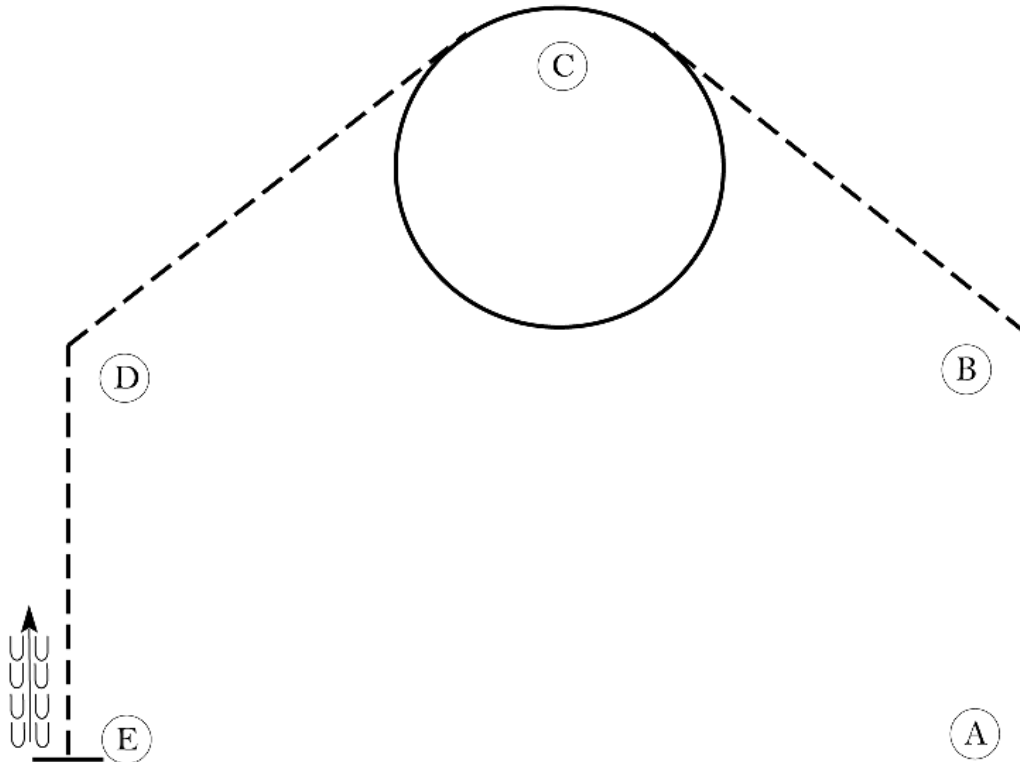
Pattern Provided by:

The Judges

2023 Region 6 Super Six

Hunt Seat Equitation (Level 1)

Show Date: 07-17-2023



Be ready at A.

1. Walk approximately 2 horse lengths from A.
2. Trot on the right diagonal to C.
3. Canter a circle on the left lead around C.
4. Sitting trot to D.
5. Trot on the left diagonal to E.
6. Halt at E and back approximately one horse length.

When dismissed, follow the instructions of your ring steward.

Walk	-----
Trot	- - - - -
Extended Trot	-----
Canter	=====
Leg Yield	
Lead Change	↘
Back	←←←←←
Marker	Ⓚ
Sidepass	←←←←←
Hand Gallop	-----

[HSE/1-37]

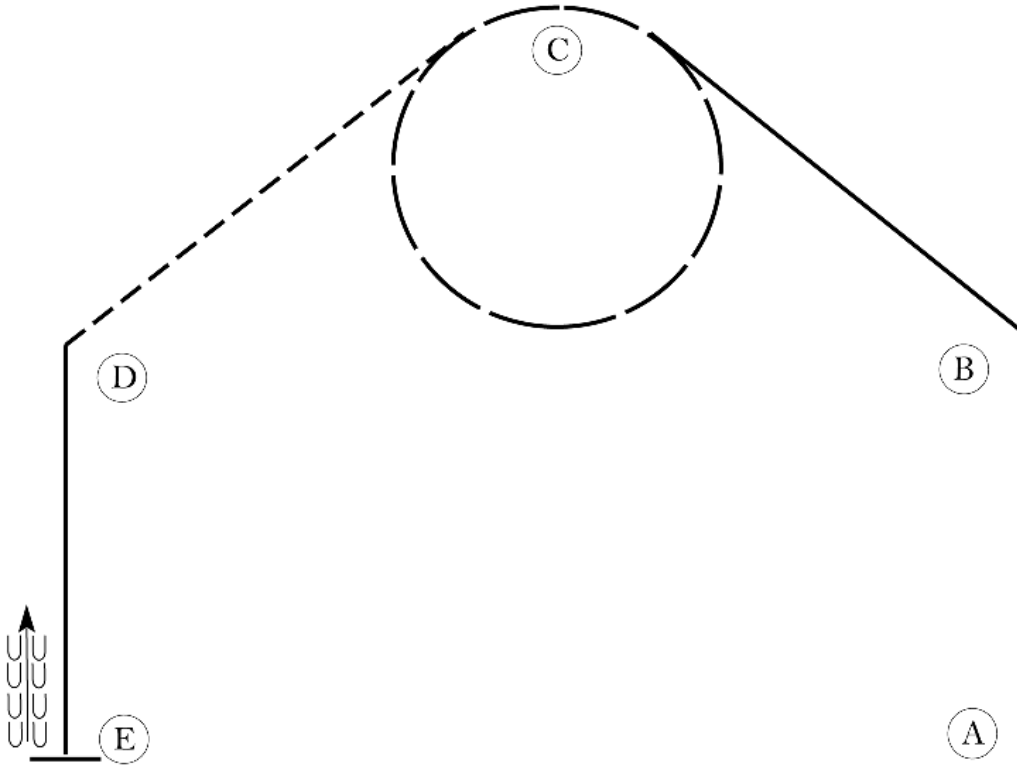
Pattern Provided by:

The Judges

2023 Region 6 Super Six

Hunt Seat Equitation (13&Under,14-18,Amateur, Select)

Show Date: 07-17-2023



Be ready at A.

1. Walk approximately 2 horse lengths from A.
2. Trot on the right diagonal to B.
3. Canter on the left lead to C.
4. Hand gallop a circle around C.
5. Trot on the left diagonal to D.
6. Canter on the right lead to E.
7. Halt at E and back approximately one horse length.

When dismissed, follow the instructions of your ring steward.

Walk	-----
Trot	- - - - -
Extended Trot	— — — — —
Canter	—————
Leg Yield	
Lead Change	↙
Back	←←←←←
Marker	(B)
Sidepass	←←←←←
Hand Gallop	— — — — —

[HSE/3-37]

Pattern Provided by:

The Judges

w w w . H o r s e S h o w P a t t e r n s . c o m

w w w . H o r s e S h o w P a t t e r n s . c o m

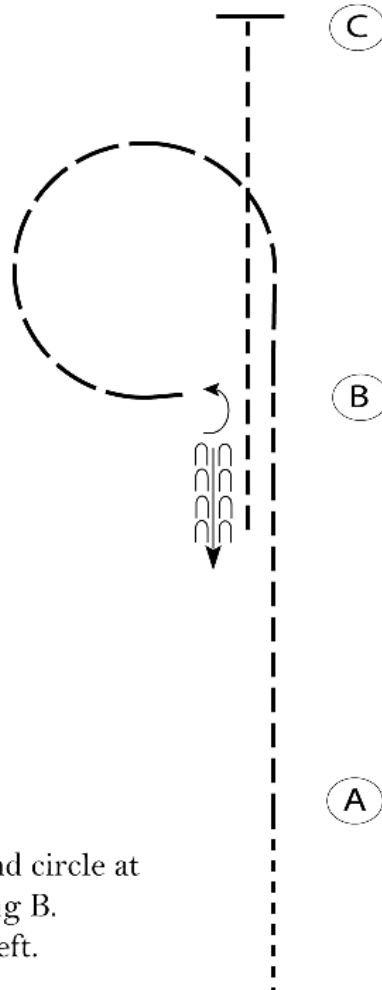
2023 Region 6 Super Six

Horsemanship (Level 1 Walk/Trot/Small Fry/EWD)

Show Date: 07-17-2023

w w w . H o r s e S h o w P a t t e r n s . c o m

w w w . H o r s e S h o w P a t t e r n s . c o m



Begin before A at a walk.

1. Jog from A to B.
2. At B, extend the jog and circle at B as shown. Stop facing B.
3. Turn 1/4 turn to the left.
4. Back one horse length.
5. Jog to C. Stop at C.

Follow the instructions of your ring steward.

Walk	-----
Jog	- - - - -
Extended Jog	- - - - -
Lope	—————
Leg Yield	
Lead Change	— / —
Back	← — — — — — — — — —
Marker	⊙ B
Sidepass	← — — — — →

[WH/WT-17]

Pattern Provided by:

The Judges

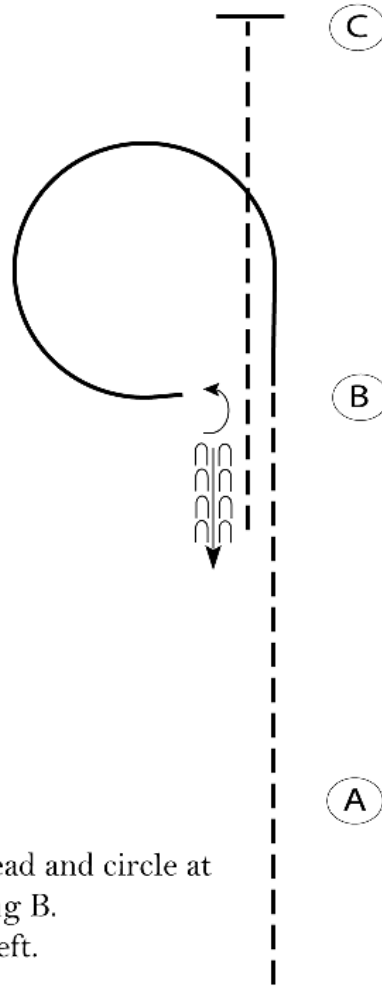
2023 Region 6 Super Six

Horsemanship (Level 1)

Show Date: 07-17-2023

w w w . H o r s e S h o w P a t t e r n s . c o m

w w w . H o r s e S h o w P a t t e r n s . c o m



Begin before A at a jog.

1. Jog from A to B.
2. At B, lope on the left lead and circle at B as shown. Stop facing B.
3. Turn 1/4 turn to the left.
4. Back one horse length.
5. Jog to C. Stop at C.

Follow the instructions of your ring steward.

Walk	-----
Jog	- - - - -
Extended Jog	- - - - -
Lope	—————
Leg Yield	
Lead Change	— / —
Back	← — — — — — — — — —
Marker	⊙ B
Sidepass	← — — — — →

[WH/1-17]

Pattern Provided by:

The Judges

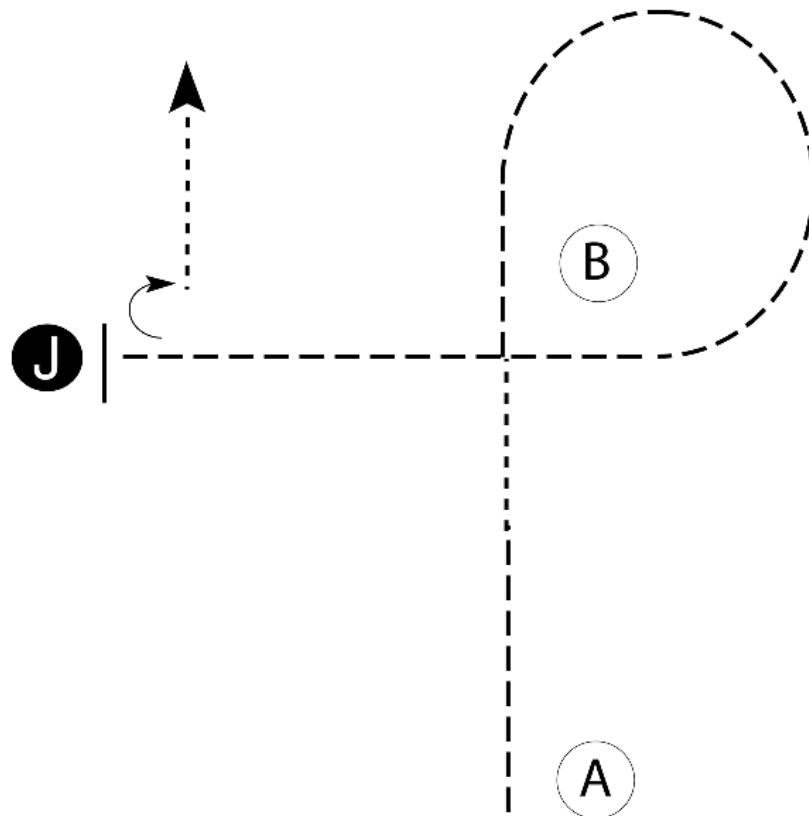
2023 Region 6 Super Six

Showmanship (Small Fry/EWD)

Show Date: 07-17-2023

w w w . H o r s e S h o w P a t t e r n s . c o m

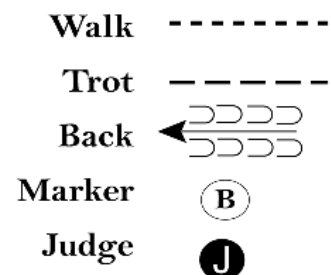
w w w . H o r s e S h o w P a t t e r n s . c o m



Be ready at A.

1. Trot halfway to B.
2. Walk two horse lengths.
3. Trot to and around B as shown.
4. Trot to the judge. Stop and set up for inspection.
5. When dismissed, perform a 90 degree turn and walk straight away.

Follow the instructions of your ring steward.



[S/WT-78]

Pattern Provided by:

The Judges

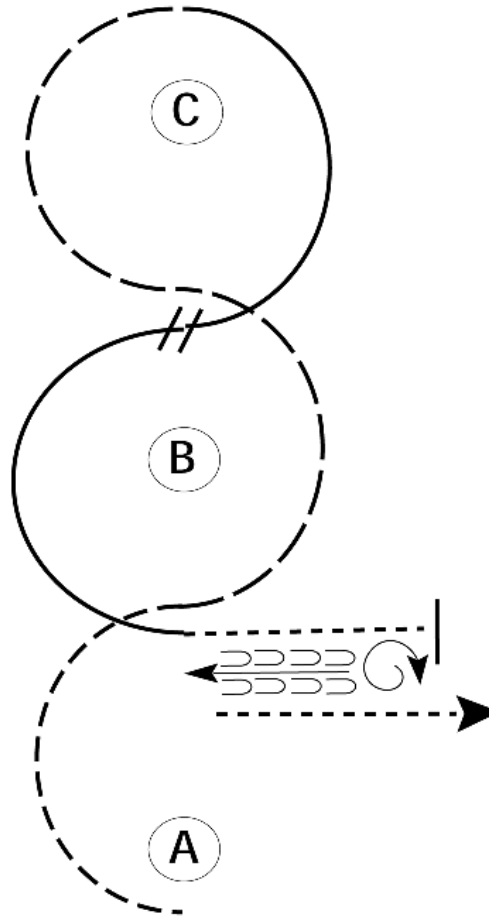
2023 Region 6 Super Six

Horsemanship (13&Under,14-18,Amateur, Select)

Show Date: 07-17-2023

w w w . H o r s e S h o w P a t t e r n s . c o m

w w w . H o r s e S h o w P a t t e r n s . c o m



Be ready at A.

1. Jog in a half circle until between A and B.
2. Extend the jog around B and C as shown.
3. Lope on the right lead in a half circle until between C and B.
4. Perform a simple lead change.
5. Lope on the left lead in a half circle until between B and A.
6. Walk approximately 2 horse lengths.
7. Stop and perform a full turn to the right.
8. Back approximately one horse length and walk straight away.

Walk	-----
Jog	- - - - -
Extended Jog	- - - - -
Lope	
Lead Change	
Back	←
Marker	ⓑ

Follow the instructions of your ring steward.

[WH/3-85]

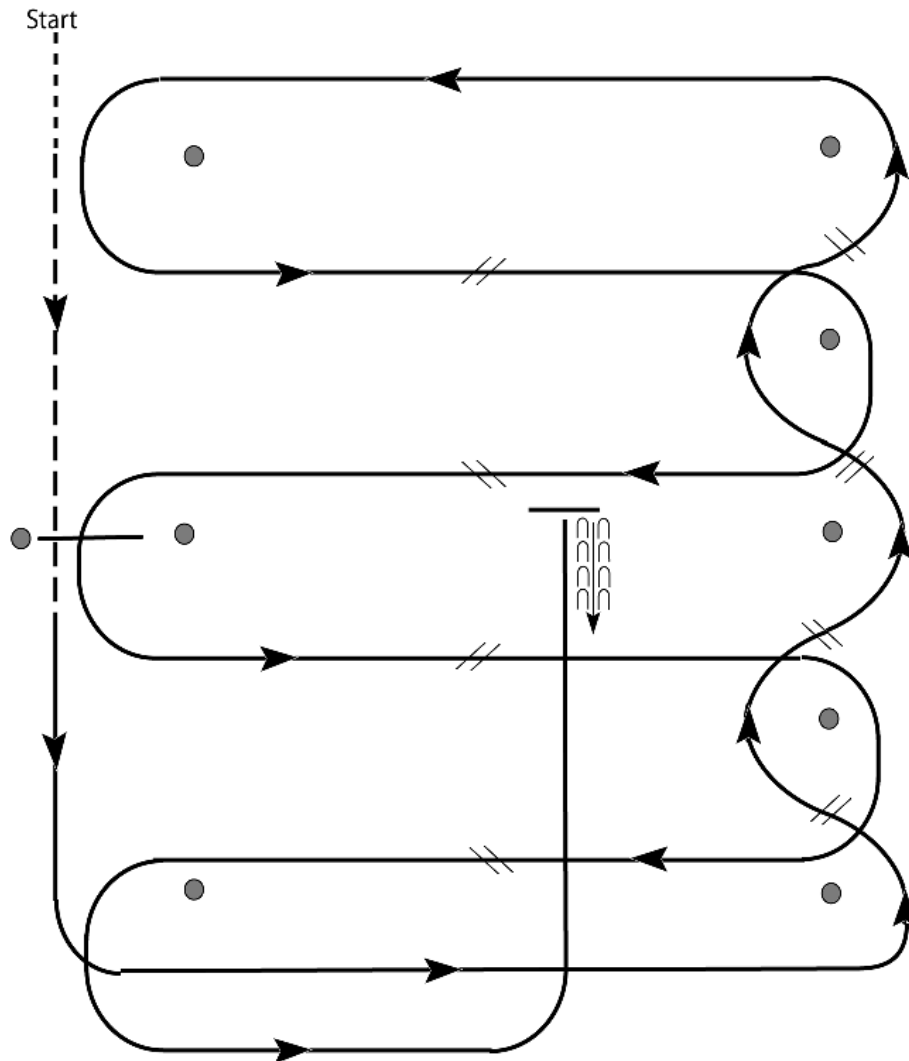
Pattern Provided by:

The Judges

2023 Region 6 Super Six

Western Riding (Open, Amateur, Youth)

Show Date: 07-17-2023



1. Walk and jog over log.
2. Transition to lope and lope around end.
3. First line change.
4. Second line change.
5. Third line change.
6. Fourth line change and lope around the end of the arena.
7. First crossing change.
8. Second crossing change.
9. Lope over log.
10. Third crossing change.
11. Fourth crossing change.
12. Lope up the center, stop and back.

[WR/OP-1]

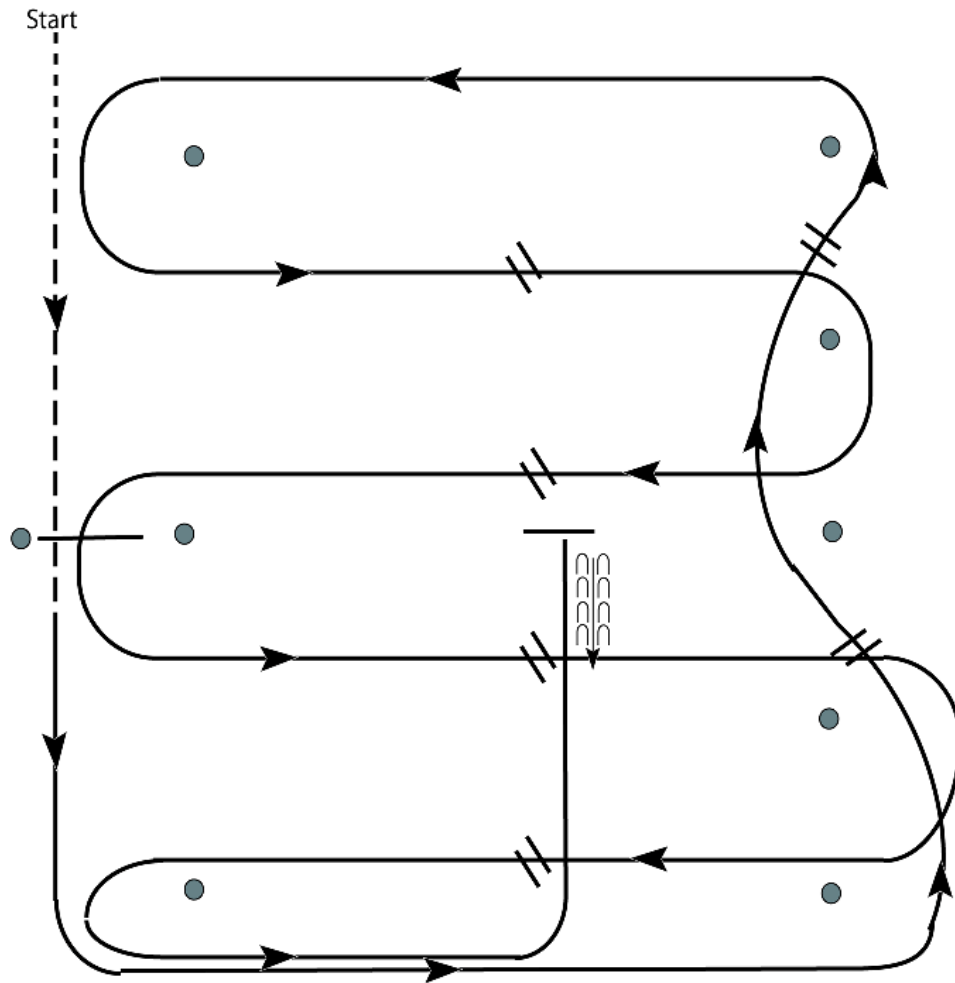
Pattern Provided by:

The Judges

2023 Region 6 Super Six

Western Riding (Level 1)

Show Date: 07-17-2023



1. Walk at least 15' & jog over log.
2. Transition to left lead and lope around end.
3. First line change.
4. Second line change. Lope around end of arena
5. First crossing change.
6. Second crossing change.
7. Lope over log.
8. Third crossing change.
9. Fourth crossing change.
10. Lope up the center, stop and back.

[WR/GP-1]

Pattern Provided by:

The Judges

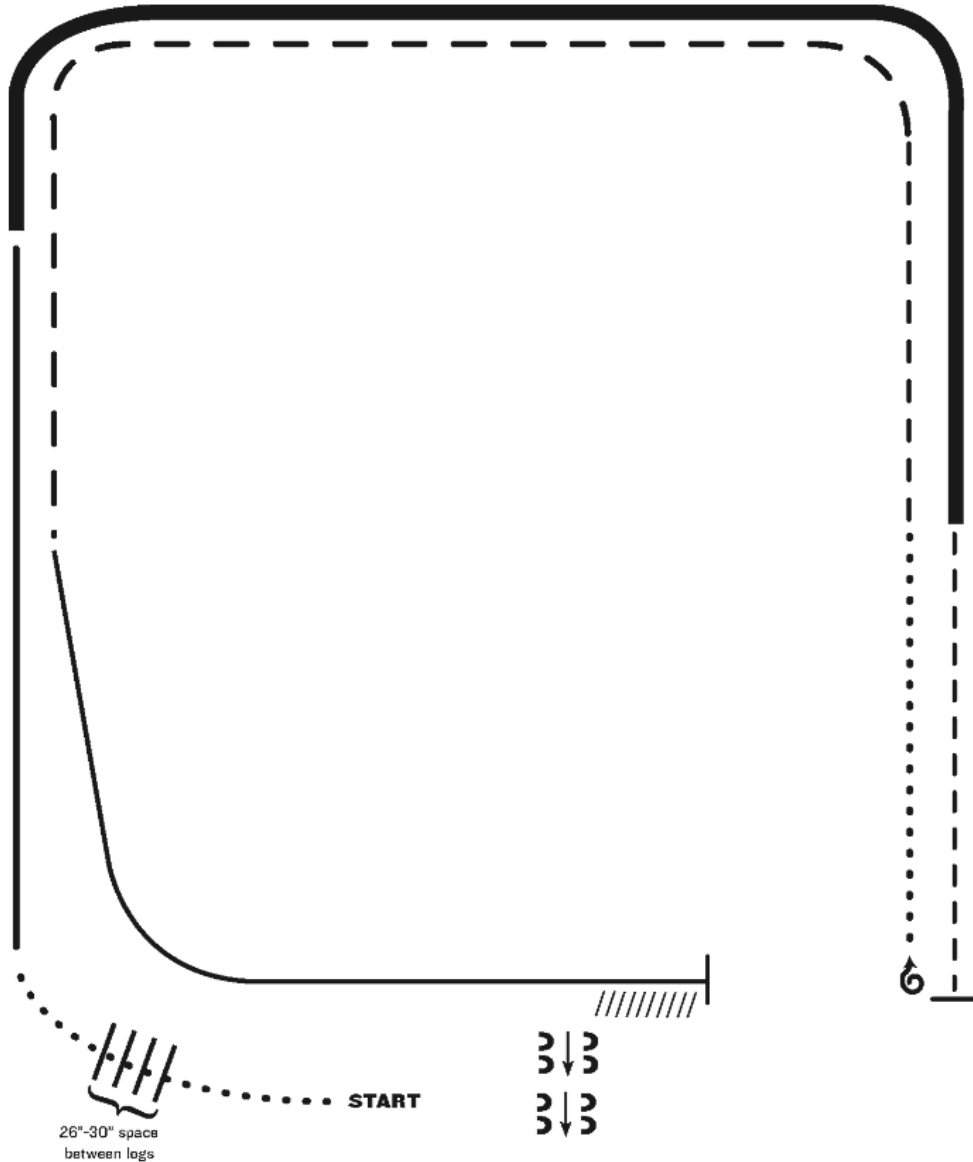
2023 Region 6 Super Six

Ranch Riding (All Ranch)

Show Date: 07-17-2023

w w w . H o r s e S h o w P a t t e r n s . c o m

w w w . H o r s e S h o w P a t t e r n s . c o m



1. Walk
2. Walk over logs
3. Lope right lead
4. Extended lope (right lead)
5. Trot
6. Stop, 1 1/2 turns right
7. Walk
8. Trot
9. Extended trot
10. Lope left lead
11. Stop and Back
12. Side pass right

Note: The drawn description of this pattern is only intended for the general depiction of the pattern. Exhibitors should utilize the arena space to best exhibit their horses.

[RR/AQHA-6]

Pattern Provided by:

The Judges